



2023 CLASS CATALOG

Thousand Islands Arts Center



CRAFTED TO FIT YOUR VISION

Marvin products are distinguished by their remarkable beauty, industry leading performance, and thoughtful features inspired by the way people want to live. The unsurpassed range of window and door sizes, styles, and custom opportunities will help bring even your most ambitious design vision to life.


Let our Marvin specialists at Wellesley Island Building Supply help you create the spaces you've been dreaming of.



WELLESLEY ISLAND
BUILDING SUPPLY

Fineview NY
www.wellesleyislandbuildingsupply.com
315-482-6600

©2022 Marvin Lumber and Cedar Co., LLC.



DOWNTOWN TASTING ROOM

510 RIVERSIDE DRIVE | CLAYTON, NY 13624



DISTILLERY EXPERIENCE

**COME SEE WHERE THE MAGIC HAPPENS
38289 NYS ROUTE 12E | CLAYTON, NY 13624**

FRENCH BAY & ISLANDER MARINAS



530 THERESA STREET, CLAYTON
(ADJACENT TO THE ANTIQUE BOAT MUSEUM CAMPUS)

RESERVE TODAY! SLIPS ARE LIMITED!

- COVERED SLIPS AND NEW SLIP RENTALS UP TO 50' ALL SLIPS INCLUDE POWER, WATER AND WIFI COURTESY LOUNGES
- SECURITY SYSTEM
- FULL MARINE SERVICES
- INDOOR AND OUTDOOR WINTER STORAGE
- BOAT BROKERAGE
- ACCOMMODATIONS AVAILABLE
- OPEN YEAR-ROUND



LOCATED WITHIN WALKING DISTANCE OF RESTAURANTS, SHOPS, MUSEUMS, AND PARKS IN HISTORIC CLAYTON LAST BUT NOT LEAST....AWARD WINNING SUNSETS!

WWW.FRENCHBAY.COM

Angel Rock

WATERFRONT COTTAGES & VACATION HOMES



***Upscale Accommodations
Directly on the River!***

***1, 2 & 3 Bedroom Cottages
2 & 5 Bedroom Vacation Homes***

Heated Inground Pool • Air Conditioned • Free Cable TV
Free WiFi • Dockage • Canoe & Kayak Rentals • Fishing Pier
Outdoor Rec Area With Playground, Shuffleboard & Volleyball
Host Your Next Event or Wedding In The Barn at Angel Rock!

Open Year Round

34311 NYS Rte 12E, Cape Vincent, NY 13618
(315) 654-2495 stay@angelrock.com

***Virtual Tours &
Online Reservations Available at***

AngelRock.com

For Dinner, Drinks or a Relaxing Getaway...

EXPERIENCE THE TRADITION

of the 1000 Islands in Luxury.



» 105 Deluxe Guest Rooms & Suites
» Seaway Grille & 1000 Islands Bar
» Riverside Patio
» Grand Ballroom & Conference Center
» Indoor Swimming Pool & Jacuzzi
» State-of-the-art Fitness Center
» Concierge Services & Business Center
» Destination Weddings!

Harbor Hotel
1000 ISLANDS • CLAYTON



200 Riverside Drive • Clayton, New York
315-686-1100 • www.1000islandsharborhotel.com



**THANK YOU TO OUR TEACHERS,
ADVERTISERS, STUDENTS, AND MEMBERS
FOR YOUR GENEROUS SUPPORT OF THE ARTS!**

WOULD YOU LIKE TO TEACH AT TIAC?

TIAC offers a variety of classes that are taught by artists and art instructors. These artists are independent contractors working in their specific discipline and around their own availability. If you are interested in teaching with us, please ask for a *Class Proposal Form* or check our website under the Classes tab.

OPEN TO THE PUBLIC

Our facility is open to the public for meetings and group practices when regular classes are not in session. Bring your knitting or crocheting friends for a get-together, host a "bead night," or if you just need a place to hold a meeting—call TIAC and we'll do our best to accommodate you.

VOLUNTEER

TIAC is always happy to accept volunteer help! If you are a handyman, like to organize things, file, clean, paint, help with classes, setup, or exhibition openings—please call TIAC for more info!

PAYMENTS, CANCELLATIONS, AND NOTES

Prepayment is required for all classes.

Cancellation policy:

- Two weeks (10 business days) prior to class—full refund, minus \$10 processing fee.
- One week (5 business days) prior to class—50% refund, minus \$10 processing fee.
- Under one week or no-shows—no refund.
- \$10 processing fee for cancellations *no matter when it's done*.

Please dress appropriately for your class. If class is a full day or runs through lunchtime, please bring your lunch and a beverage.

TABLE OF CONTENTS

WELCOME **3**

BASKETRY **4**

BOOK, PAPER & PRINT **5**

DRAWING **6**

FIBER ARTS **6**

JEWELRY **8**

KIDS CAMPS **9**

MOSAICS & GLASS **11**

NATURAL DYEING **12**

PAINTING & PASTELS **13**

POTTERY **18**

ADDITIONAL OFFERINGS **19**

INSTRUCTOR BIOS **22**

BECOME A MEMBER **31**

REGISTRATION FORM **33**

CALENDAR OF EVENTS **BC**

TOSHIBA

EMPOWERING THE ART OF BUSINESS

Businesses can take on an art form when running perfectly. At Toshiba we focus on providing the tools for you to craft and create your masterpiece. From printing solutions to digital signage to document management solutions, we help you work faster and smarter to become an unstoppable force. Because when all those things come together, it's not just work. It's a work of art. To learn more visit business.toshiba.com

Mehme Advic, Senior Account Executive
Office: (315) 414-1414 | Cell: (315) 292-0113
mehme.advic@tbs.toshiba.com



©2023 Toshiba America Business Solutions, Inc. Electronic Imaging Division. All rights reserved.

1000 Islands **ART & CRAFT & ANTIQUE FESTIVAL**

August 12 & 13

Cerow Park Arena
615 East Line Road, Clayton

Info at TIArtsCenter.org

314 John Street
Clayton, NY
315-686-4123



28th ANNUAL WEAVING HISTORY CONFERENCE (VIRTUAL)

October 23 - 25

*For inquiries and registration,
visit us online or contact
Marina@TIArtsCenter.org.*



TIAC MISSION STATEMENT

To advance art, craft, and our unique handwoven textile collection through education and exhibition.

WELCOME



THOUSAND ISLANDS ARTS CENTER

314 John Street, Clayton, NY 13624

315.686.4123 TIArtsCenter.org

OPEN YEAR ROUND:

9 am–5 pm, Monday–Friday

PLUS SUMMER HOURS:

10 am–3 pm, Saturday

2023 BOARD OF TRUSTEES

Chris Murray, <i>Chair</i>	Joan Trimble Jordan
Sarah Riddoch, <i>Vice-Chair</i>	Cindy McLean
Joy Rhinebeck, <i>Treasurer</i>	Margot Miller
Sallie Lake, <i>Secretary</i>	Jessica Murray
Jan Hampton, <i>Past Vice-Chair</i>	Amy Phelps
Harriet Burris	Marsha Ringer Topa
Kathy Elliott	Sarah Ellen Smith
Kathy Hanna	Doreen Williams
Ann Johnson-Kaiser	Marty Yenawine



Back: Marcia Rogers, Alan Hutchinson, Leslie Rowland
Front: Marina Loew, Kathy Morris

... to our 57th season, and an exciting line-up of art and craft classes, exhibitions, events, a fun line-up of Kids Camps, our third annual *1000 Islands Art & Craft & Antique Festival*, and a return of our *Elves' Fair*.

Our very special headliner exhibition, *Color Culture: Our History and Heritage Through Fiber*, is a collaboration between TIAC and the Fiber Artists Miami Association (FAMA) and is supported by the Coby Foundation, Ltd. The transformative exhibition brings together two distinctive organizations, both with the mission of educating and advancing the fiber arts.

We are pleased to introduce many new instructors this year offering new and often requested classes such as chair caning, candle making, and fused glass.

First up on the exhibition schedule is *Cross Country Weavers: Celebrating 60 Years of Weaving*, which features weavings and drafts by this select group of national weavers, as well as pieces woven by members of our own Wednesday Weavers. *Sonja Wahl, Curator Emerita: A Look Back*, which honors the career and history of TIAC's first curator, will follow.

The Art of Millinery: Hats by Sally Caswell is next. Milliner Caswell will come to TIAC this spring with her stunning hats and headpieces. Among her many accolades, Caswell has created hats for Broadway, Disney, operas, ballets, and TV, and helped install headpieces for the exhibits at the Metropolitan Museum of Art.

Opposite "Hats" in the Johnson Gallery will be *Among the Thousand Islands: The Work of Frank Taylor* in the Trimble Gallery. Taylor was an artist and author during the late 19th century and while on assignment illustrating and describing the Thousand Islands for *Harper's Weekly*, Taylor found his own place and peace here on the River.

The long-time annual favorite *Along the River's Edge*, a juried exhibition of artists working in all mediums, opens in July for a full month.

The 28th Weaving History Conference will be held virtually in October and include a notable roster of academic presentations. And, Finders Keepers, our popular resale shop offering eclectic and gently used vintage goods and antiques, will return for its third year.

Please be sure to check out the complete calendar on the back cover of this catalog.

As we put the pandemic behind us, I want to thank you, our steadfast members, for your loyal support. The commitment shown TIAC over the past three challenging COVID years was inspiring and demonstrated just how important a vibrant arts scene is in our cherished River communities.

We look forward to welcoming you back very soon!

Leslie W. Rowland, *Executive Director*
Marcia Rogers, *Education & Membership*
Marina Loew, *Curator*
Alan Hutchinson, *Finance Manager*
Kathy Morris, *Staff Potter*
Sonja Wahl, *Curator Emerita*



CHAIR CANING 101

Lauren Evans

Bring your own project and learn while doing! Dust off that chair in the attic or garage that's missing a seat. Take the pillow off the damaged chair in the bedroom and learn how to breathe new life into a beautiful antique. In this class, skilled caner Lauren Evans will teach you how to re-cane a chair seat or back. No special skills or strength are required, just your chair and a chair caning kit. Please check class page on our website to see full student supply list prior to registering.

Class will be offered twice this year:

- **Wednesday, Thursday, Friday**
June 7, 8, 9 | 10am-4pm
- **Wednesday, Thursday, Friday**
September 20, 21, 22 | 10am-4pm

Member: \$140 | Non-member: \$155
Min 5 / Max 10



THE "TWIZZY"

(5 1/2" L x 2 1/4" W x 3"H approx.)

Linda Scherz

In this class you'll learn to weave a mini colorful basket that can be used in a variety of ways. You'll start with a base with pre-glued spokes. Then this cute little basket is triple-twined with three colors of cotton cord and soft suede in a stacking pattern. The rim is accented with braided cotton cord and lashed with cotton cord. All materials are included in the tuition.

Friday | June 30 | 9am-4:30pm

Member: \$135 | Non-member: \$148
Min 4 / Max 6



FISHING CREEL WITH LEATHER

(10 1/2" L x 8" W x 7"H approx.)

Linda Scherz

This newly-designed creel is woven with reed in a continuous weave. There is significant attention to shaping as it is made to conform to be worn on one's hip. Since this part can be a bit of a challenge, Linda will guide you through the entire process. After the rim is double lashed with artificial sinew, you'll work with sharp leather cutting tools to cut a leather lid to fit your woven creel. The buckle strap will then be ready to attach and you'll be ready to go fishing! All materials are included in tuition.

Wednesday & Thursday
July 19 & 20 | 9:30am-4pm

Member: \$230 | Non-member: \$253
Min 4 / Max 6



BREAD BASKET WITH WARMING STONE

(12"L x 8"W x 4"H)

Barbara Green

This is a great introductory project to learn how to weave, and you'll come away with a beautiful and functional basket that you'll use everyday! In this fun class, Barbara will guide you through the process of weaving a bread basket using bright colored accents. To finish up, you'll choose from a selection of pottery warming stones to complete your set.

Friday | August 11 | 10am-1:30pm

Member: \$115 | Non-member: \$126
Min 5 / Max 8

TIAC's programming is made possible in part by the New York State Council on the Arts with the support of the Office of the Governor and the New York State Legislature.

BASKETRY



SOFT BLOCK STAMP CARVING

Sarah Ellen Smith

In this class you will learn techniques to carve images into stamps to use with clay or ink. Traditionally used in printmaking, carving tools are used to cut images into a soft block similar to an eraser. Then the image or patterns carved can be used multiple times. Materials and tools will be provided.

Class is offered on these dates:

- **Monday | June 19 | 5:30-8:30pm**
- **Monday | July 31 | 10am-noon**
- **Monday | August 28 | 5:30-8:30pm**

Member: \$65 | Non-member: \$71
Min 3 / Max 8



PAPER GIFT BAGS FOR ALL OCCASIONS


Ann Johnson-Kaiser

Create fun and useful gift bags for any occasion — teacher appreciation, birthdays, thank you, friendship, shower gifts, or go smaller for table favors. Suit it to your event and fill them with candy for each attendee. Bring your friends and come enjoy a spirited three hours of happy creating! Includes all materials.

Class is offered on these dates:

- **Tuesday | July 11 | 10am-1pm**
- **Tuesday | August 8 | 10am-1pm**

Member: \$45 | Non-member: \$50
Min 3 / Max 6



POTPOURRI PAPERMAKING

Carol Marie Vossler

Come experience a fun and sustainable artmaking practice using local plants and recycled t-shirts as you create your own paper. In this class you'll learn the basic techniques of Western-style hand papermaking, including pulp preparation and sheet formation. Class will include multi-color pulp painting with stencils and a variety of pigmented pulp. Your paper will be available the next morning along with instructions on a papercraft idea you can make at home. Great for scrapbookers or any lover of the book and paper arts! Please dress to get a little wet!

Wednesday | August 2 | 10am-noon

Member: \$75 | Non-member: \$83
Min 5 / Max 10 — Teen-Adult



SIMPLE BOOK BINDING


Carol Marie Vossler

Did you know that with paper, scissors, thread and needle you can make your own book or journal? This introductory book binding class will show you how to fold, stitch and build a multi-signature journal. You can use any kind of paper you like, from copy paper to handmade, and build a book in your own style and taste. Once you learn the simplicity of it all, you'll want to expand and explore the possibilities as you continue your book making journey.

Wednesday | August 2 | 2-4pm

Member: \$65 | Non-member: \$72
Min 5 / Max 10 — Teen-Adult

BOOK, PAPER & PRINT



DRAWING BIRDS IN GRAPHITE PENCIL

Sue deLearie Adair

Learn how to capture the nuances and detail of our favorite feathered friends! In this workshop with highly-skilled artist, Sue deLearie Adair, you will learn basic drawing techniques and then concentrate on how to create realistic drawings of wild birds using a graphite pencil. Sue will supply all materials including photographic references. You'll be able to choose from a variety of different bird subjects and will leave the class with a completed drawing and information on bird forms and feathers. Suggestions for bird species to be drawn are welcome from students prior to the class.

**Thursday & Friday | July 27 & 28
10am-12:30pm**

**Member: \$100 | Non-member: \$110
Min 5 / Max 10**



DRAWING BIRDS IN GRAPHITE AND COLORED PENCIL

Sue deLearie Adair

In this two-morning workshop you will learn basic drawing techniques and then concentrate on how to create realistic drawings of wild birds using a combination of colored and graphite pencils. You'll be able to choose from a variety of different bird subjects and should leave the class with a completed drawing and better knowledge of how to use colored pencils to add color to your drawings. Sue will supply all materials including photographic references and welcomes suggestions on bird species to be drawn prior to class.

For students who completed Sue's "Drawing Birds in Graphite Pencil" class (not a prerequisite): You can start by tracing the major outlines of a bird so you're able to spend more time on the details of feathers and pencil technique in this class.

**Thursday & Friday | August 3 & 4
10am-12:30pm**

**Member: \$100 | Non-member: \$110
Min 5 / Max 10**



THE BASICS OF KNITTING

Robin Hoffman

It's time to turn off your screens and learn a fun and creative new outlet — knitting! Think of all the cozy items you'll be able to make for family and friends. This class will cover the basics of casting on and off, knit and purl stitches, and a few troubleshooting solutions. After this class you'll be ready to start knitting your next project! Students please bring a pair of knitting needles (size 10 or 10-1/2, 10" long) and a skein of chunky or bulky weight yarn, preferably variegated color so it's easier to see stitches and rows.

**Monday & Tuesday | April 10 & 11
10am-noon**

**Member: \$25 | Non-member: \$28
Min 6 / Max 10**



EXPLORING WEAVING

Annmarie Simmons

Have you ever wondered about the age-old craft of weaving and wanted to try it yourself? If you answered yes, this is your opportunity! Floor looms will be all set up and threaded, ready for you to jump right in and start weaving your own table runner/sampler. During the process you'll also learn about color and texture through several basic weaving structures. This is a great first step in weaving!

Class is offered on these dates:

**• Thursday & Friday | June 1 & 2
10am-2pm**

**• Thursday & Friday | June 15 & 16
10am-2pm**

**Member: \$90 | Non-member: \$100
Min 2 / Max 3**

DRAWING

FIBER ARTS



WEAVING TUTORIAL WITH DR. B Harriet Burris

Are you a weaver who wishes to talk to like-minded people and learn more about the craft? Accomplished weaver, Harriet Burris would like to share her talent and years of experience to help you advance your weaving skills and knowledge. Topic possibilities will be driven by student needs and can include weave structures; planning and weaving your own project; learning to warp back to front (or front to back); an intro to, or deeper dive into the Fiberworks PCW program; understanding drafts; or an exploration into the myriad of resources available to weavers. We have lots to talk about and hope you'll join us!

Dates and duration flexible based on student need. Please call TIAC to set a date or dates that works best for your schedule.

**Member: \$45 | Non-member: \$50
Min 1 / Max 3**



WEAVING 101: LEARN TO WEAVE Pat DeStefanis

Designed for the absolute beginner, this four-day class will cover loom anatomy, how to plan a project, prepare a warp, thread a loom, and weave a three-color table runner. By the end of class you will have learned the art of weaving and finished your table runner. While there is no formal instruction on Wednesday, the instructor will be available and you are welcome to come in and work on your project. Please bring a lunch and drink. Shoes must be removed while treading on the floor looms so please plan accordingly.

Workshop will be offered twice this summer on these dates:

- **Monday, Tuesday, Thursday, Friday (no Wednesday class)
July 10, 11, 13, 14 | 10am-3pm**
- **Monday, Tuesday, Thursday, Friday (no Wednesday class)
August 14, 15, 17, 18 | 10am-3pm**

**Member: \$195 | Non-member: \$215
Min 2 / Max 3**



WEAVING 102: THE NEXT STEPS Pat DeStefanis

This four-day class is designed for the weaver who desires to enhance their basic skills. Emphasis will include yarn selection, color, sett, structure, and reading a draft. You'll have the opportunity to investigate different weave structures, design your own project, and discover some of the endless possibilities of weaving on four harnesses. Shoes must be removed while treading on the floor looms so please plan accordingly.

NOTE: This class is the sequel to WEAVING 101: LEARN TO WEAVE. While it is not a prerequisite, students MUST be familiar with warping a loom and reading a draft.

**Monday, Tuesday, Thursday, Friday
(no Wednesday class)
October 2, 3, 5, 6 | 10am-3pm**

**Member: \$195 | Non-member: \$215
Min 2 / Max 3**



EGG COLLECTING BASKET Helen Condon

In this two-day, hands-on class you will learn the techniques to create a braided wool basket that will hold over a dozen eggs. At the beginning of the process, you'll learn how to create a traditional round rug as the basket's base, then you'll learn how to braid, lace, and form the sides and handle. This basket will have long-lasting beauty due to the remarkable qualities of wool. Helen will be in touch with students to determine preferred color schemes as she puts wool kits together.

**Wednesday & Thursday
August 30 & 31 | 9:30am-3:30pm
Member: \$110 | Non-member: \$121
Min 4 / Max 6**



NEEDLE FELTING FUN

Theresa Mehaffy

Needle felting is truly a fun and cathartic craft. In this class you'll learn the process of needle felting as you create your own cute and colorful fall decorations from sheep's wool. You'll learn how to use a special barbed needle to arrange and create personalized pumpkins — whether you want to add quirky little faces or just leave them plain!

Tuesday | September 5
10am-noon

Member: \$65 | Non-member: \$72
Min 3 / Max 6



UPCYCLED WOOL MITTENS

Marina Loew

Let's cut up some old wool sweaters and make them into mittens! Using basic sewing techniques and sewing machines, you'll learn how to make your own fun and funky mittens with a fleece/flannel lining. These wool mittens will provide excellent heat and insulation for the cold winter months in the North Country. Great for holiday gift giving too! Sweaters and supplies will be provided. Please bring a sewing machine if you have one.

Friday | November 17 | 1-4pm

Member: \$45 | Non-member: \$50
Min 3 / Max 5



INTRODUCTORY WIRE WORKS

Sarah Ellen Smith

In this class with skilled artist Sarah Ellen Smith, you'll learn the mysteries of the hangman's noose, the Roman spiral, chains, wire and pliers. Take a step up from just stringing beads and learn how to take control of metal to make creative and professional looking findings. This is a fun class for all levels of jewelry enthusiasts. Feel free to bring your own special beads and tools to work with or you can use the instructor's tools and supplies.

Class is offered on these dates:

- **Tuesday | July 18 | 10am-1pm**
- **Monday | August 7 | 10am-1pm**
- **Tuesday | August 29 | 5:30-8:30pm**

Member: \$70 | Non-member: \$75
Min 3 / Max 8



STERLING SILVER WAVE CUFF

Bonnie Grant & Tanya Spicer

In this class you'll learn how to create your own sterling silver cuff bracelet. Sisters Bonnie and Tanya of *Two Journeys Art* will show you how to cut, shape, and texture a 6" sheet of sterling silver into a beautiful cuff that you'll be proud to show off. All jeweler's tools will be provided for classroom use, as well as the sterling silver. All you need to bring is a drink, a lunch, and your creativity!

Wednesday | July 26 | 9am-4pm

Member: \$150 | Non-member: \$165
Min 3 / Max 6

FIBER ARTS

JEWELRY



PLEASE NOTE:

Kids Summer Camps are Monday through Friday, 9am–noon

Classes will be held at Christ Episcopal Church, 235 John Street, Clayton.

***TUITION:**

**Member: \$150 | Non-member: \$165
Ages 5–10 | Min 4 / Max 10**

Funding for TIAC's Youth Programming is made possible in part through the generosity of the Leonard C. and Mildred F. Ferguson Foundation, and the New York State Council on the Arts with the support of the Office of the Governor and the New York State Legislature.

Scholarships are available for all youth programs.

TIAC offers an After School Arts program for area school children in Grades K-8 during the school year.

CAMP #1 / July 3–7 (no class July 4)

ADVENTURES IN CARDBOARD Nicky Badour

Celebrate the first week of July with us and explore the artistic possibilities of cardboard. Students will create animal sculptures from paper tubes, build a magical forest with pastels, create yarn wrapped birds, make a mobile, design a cardboard cake with paints, and so much more in this wildly fun week of camp!

***Member: \$135 | Non-member: \$148**

CAMP #2 / July 10–14

FRANCE / World Culture Series Hope Napolitan

Let's take a trip to France! Home of the Eiffel Tower, we will have fun in the kitchen building our own edible versions of this iconic monument. With summer produce, we will prepare some sweet and savory "galettes" and "crepes" that come from Brittany, in the northwest region of France. With these same fruits and vegetables we will focus on their colors, shapes and textures to "draw with scissors" like French artist Henri Matisse and print with paints to create colorful collages and balanced compositions. Authentic francophone stories, games and activities will help us learn some French throughout the week too!

Member: \$150 | Non-member: \$165

CAMP #3 / July 17–21

WE ARE ARTISTS Nicky Badour

As artists we look to the masters for inspiration. This week in art camp we will create a Van Gogh inspired vase of clay flowers, design a Picasso style mask, explore colorful Hundertwasser landscapes and have a color explosion with some very vivid artists! Students will be sculpting, painting, using the collage style and exploring lots of different subject matters, just like the masters did.

Member: \$150 | Non-member: \$165

KIDS CAMPS



CAMP #4 / July 24–28 **SENEGAL / World Culture Series** **Hope Napolitan**

Come and experience the art, cuisine and French language of West Africa. We will begin by making a Mancala Board, one of the oldest games in the world. With some brightly colored paints and your creative designs, you will transform a simple cardboard egg carton into a fun game that everyone, young and old, can play. In the kitchen we will prepare authentic Senegalese treats like “cinq centimes” (5 cents) cookies, a tasty street food with a fun French name. And throughout the week we will explore the French language with games, activities and authentic tales from Africa.

Member: \$150 | Non-member: \$165

CAMP #5 / July 31–August 4 **SPAIN / World Culture Series** **Hope Napolitan**

Let’s take a trip to Spain! This week we will create whimsical portraits and collages like those of Spanish artist Pablo Picasso. In the kitchen, it’s all about the tomato as we celebrate the festival of “Tomatina” and prepare authentic “tapas” treats to enjoy at snack time. And to round out each day, we will explore the Spanish language with stories, games and activities from a variety of Latino/Hispanic cultures around the world.

Member: \$150 | Non-member: \$165

CAMP #6 / August 7–11 **COSTA RICA / World Culture Series** **Hope Napolitan**

Art, cooking and language come together on this week-long journey to the Central American country of Costa Rica. With paint, we will transform a shoebox into a colorful “carreta” (ox cart), a national symbol of Costa Rica and fill it with “flores de papel” (paper flowers). With fruits and vegetables, we will prepare delicious salsas and batidos to enjoy as our daily snack. And all the while we will have fun learning Spanish through authentic stories, games and activities.

Member: \$150 | Non-member: \$165

CAMP #7 / August 14–18 **TRASH RE-IMAGINED** **Caroline Rippeteau Oster**

Many times a container can be more fascinating than what it originally contained. Once freed of its contents, packaging can take on a whole different identity. This week, students will learn about the impact of single use plastics on our environment and be encouraged to look at disposables through a deeper lens. Then through guided projects they’ll learn how this disposable trash can be repurposed into something functional, educational, or even beautiful. One person’s trash is another’s treasure — let’s re-imagine trash as a reusable material and get creative!

Member: \$150 | Non-member: \$165

KIDS CAMPS



CAMP #8 / August 21–25 **ARTSPIRATION** **Nicky Badour**

As artists we are inspired by the world around us! Where do you get your inspiration from? Join us this week as we create art from some unusual materials. Students will create a mandala from everyday found objects, explore bottle cap and bean art. We will design a colorful city using your imagination and build a cool 3D diorama!

Member: \$150 | Non-member: \$165

BUILD A YACHT OR RACE CAR FROM WOOD **Jerry Laffer**

Wooden pieces will be available in all shapes and sizes and kids can use their imagination to design and build their own unique yacht or race car.

Offered twice this summer:

• **Friday | July 7 | 10-11:30am**

• **Friday | August 11 | 10-11:30am**

Member: \$20 | Non-member: \$22
Min 3 / Max 8

INTRODUCTION TO FUSED GLASS **Kathy Morris**

Glass fusing is a process of taking compatible glass, stacking it to make a pattern or design and then firing it in a kiln until the glass melts together. In this class you'll be introduced to the many fundamental concepts of creating glass objects in the kiln, including how to cut glass, construction methods, and firing work in the kiln. After a brief overview you'll make an 8"x 8" fused panel using a wide assortment of supplied glass. Panels will be fired after the workshop and available for pick-up a few days later. Includes all materials and firing.

Class is offered on these dates:

• **Saturday | June 3 | 1-4pm**

• **Wednesday | August 16 | 5-8pm**

Member: \$140 | Non-member: \$154
Min 3 / Max 6

PICASSIETTE MOSAICS **Sarah Ellen Smith**

Come spend three evenings making something beautiful from broken pottery and ceramics. Learn how to use tile nippers, substrates, adhesives and grout with an experienced mosaic artist. You will make a beautiful wall mirror with lovely bits of recycled pottery. Supplies will be provided, but feel free to bring any broken, chipped plates, mugs or even hurt costume jewelry you might want to incorporate into your piece. Includes all materials and supplies.

This three-day class is offered twice:

• **Monday, Tuesday, Thursday**
June 12, 13, 15 | 5:30-8:30pm

• **Monday, Tuesday, Thursday**
September 11, 12, 14 | 5:30-8:30pm

Member: \$135 | Non-member: \$148
Min 3 / Max 8

PLEASE NOTE:

Kids Summer Camps are
Monday through Friday, 9am–noon

*Classes will be held at Christ Episcopal Church,
235 John Street, Clayton.*

Member: \$150 | Non-member: \$165
Ages 5–10 | Min 4 / Max 10

MOSAICS & GLASS



MOSAIC GLASS ART

Susan Berry

Learn the ancient technique of mosaic art using an array of beautiful, multi-colored stained glass. You'll start by choosing from a variety of river and nature-themed patterns designed by the instructor, which are then traced onto an 8" x 8" indoor/outdoor tile as the pallet for your creation. You'll then learn glass cutting skills, mosaic glass laying techniques and grouting as you create your finished piece. Once you've learned how to do mosaic art, you'll want to mosaic everything!

Class is offered on these dates:

- **Thursday | June 29 | 9am-1pm**
- **Thursday | August 17 | 9am-1pm**
- **Thursday | September 7 | 9am-1pm**

Member: \$90 | Non-member: \$99
Min 4 / Max 6



INTRO TO STAINED GLASS

Susan Berry

In this one-day workshop, you'll learn how to create a framed 8" x 10" stained glass panel from a pattern designed by the instructor. You'll learn the process of arranging the image, techniques of cutting the glass to fit, foiling, and assembling to create a masterful work of art. Includes all materials and supplies.

Class is offered on these dates:

- **Tuesday | August 29 | 10am-4pm**
- **Tuesday | September 12 | 10am-4pm**

Member: \$175 | Non-member: \$192
Min 4 / Max 4



NATURAL DYEING WITH VEGGIES, BERRIES AND TEA

Susan Haldeman

Explore the abundant range of colors waiting to be extracted from your kitchen pantry. In this beginner workshop you will learn simple techniques behind the art of natural dyeing. Working with an assortment of prepared fabrics, you'll experiment with adjusting colors using baking soda, vinegar and iron. Leaving with a stack of fabrics and your choice of dish towels or produce bags, you will be amazed by what gifts nature truly provides us! Please bring red and yellow onion skins, and two mason jars. Also bring what you need to stay fueled and wear comfortable clothes that you don't care about getting stained!

Saturday | July 15 | 10am-3pm

Member: \$115 | Non-member: \$126
Min 4 / Max 8



BOTANICAL BUNDLE DYEING

Susan Haldeman

Learn the beautiful technique of bundle-dyeing with freshly harvested flowers in this fun and inspiring afternoon. You'll be amazed at the patterns and colors that will emerge after steaming the bundles of nature in an assortment of fabrics and then a silk scarf. Materials will be provided, but feel free to bring your favorite flowers from your garden. Since this class runs through lunchtime, please bring what you need to stay fueled and wear comfortable clothes that you don't care about getting stained!

Saturday | August 12 | 10am-2pm

Member: \$115 | Non-member: \$126
Min 4 / Max 8

MOSAICS & GLASS

NATURAL DYEING



EXPRESSIVE TEXTILES: PAINTING AND PRINTING ON FABRIC

Margot Miller

Learn how to create beautiful, colorful fabrics with textile dyes. These versatile, water-based, environmentally friendly washable dyes are ideal for designing scarves, quilt squares, table cloths, sarongs, clothing, wall hangings and more. You will learn the techniques of fluid watercolor washes, hand painting, (including the beauty and delicacy of Japanese brush strokes), botanical leaf printing, basic stencils and stamping. The dyes are ideal for strong brilliant color or can be diluted for soft and subtle transparent shades and hues. This range makes them suitable for both fashion, interiors and mixed media. Instruction is suitable for beginners, while experienced artists of any medium will have the opportunity to combine existing skills with a new range of expressive techniques.

**Tuesday & Wednesday
June 13 & 14 | 10am-4pm**

**Member: \$130 | Non-member: \$145
Min 4 / Max 8**

LET'S PAINT A COTTAGE VIGNETTE

Paul Allen Taylor

Vignette means incomplete. Creating a vignette is a fun way to learn watercolor without fully covering the paper with color. In this class you'll learn the basic rules of vignette and the importance of the visible white edges that make your vignette look visually pleasing. Paul will supply materials, but please feel free to bring your own painting supplies. A list of the paint and materials Paul uses is available if you would like a copy sent to you prior to class.

**Tuesday & Wednesday
June 20 & 21 | 9:30am-4:30pm**

**Member: \$135 | Non-member: \$148
Min 5 / Max 10**

ACRYLIC CITYSCAPES

Richell Castellon

Acrylic paint is a wonderful medium in that it dries quickly and allows the artist to build in layers. Using a cityscape as reference, you'll learn some of the many tricks and techniques that accomplished painters use when painting with acrylic. You'll learn how to mix the paints in order to achieve a good transition from one layer to another, how to construct and adapt composition formats from landscape to square or vice versa, and many other tools to make your painting with acrylics better. Please bring your acrylic painting supplies — paints and brushes, canvas, palette, and a small tablet easel to lift up your canvas.

Class will be offered twice:

**• Friday | June 23 | 10:30am-3:30pm
• Thursday | August 10 | 10:30am-3:30pm**

**Member: \$95 | Non-member: \$105
Min 4 / Max 8**

BARN QUILT DESIGN

Penny Kring


Barn quilts have become a beautiful way to personalize and adorn barns, homes, and cottages in recent years. They are made from a flat piece of wood that is painted to look like quilt blocks. In this class you'll learn how to create your own 2' x 2' barn quilt — and the great thing is you don't have to be a seasoned painter to come away with a beautiful piece of artwork. Students, please bring one roll of green 1" FrogTape, a yard stick, some 1" paint brushes, and a hair dryer if you have one available.

Classes will be offered on these dates:

**• Monday | June 26 | 10am-4pm
• Monday | July 17 | 10am-4pm
• Saturday | August 19 | 10am-4pm**

**Member: \$115 | Non-member: \$126
Min 4 / Max 8**

PAINTING & PASTELS



ACRYLIC LANDSCAPE

Sue Ashcraft

Learn the techniques of acrylic painting in a fun and relaxed atmosphere with professional artist Sue Ashcraft. Sue will guide you through a wet on wet process as you paint a beautiful fall landscape. All supplies will be provided to complete your painting.

Tuesday | June 27 | 9am-4pm

Member: \$100 | Non-member: \$110

Min 6 / Max 10

INTRO TO PAINTING ON SILK

Joan Applebaum

Learn the beautiful art of painting on silk using vibrant Dyna-flow colors. You will begin on the first day creating a simple design on a 22" square silk scarf, then learn techniques using water-based resist, and how to create seamless blending of color. A few special effects such as tie-dye and sprinkling with salt for amazing textures will be covered as well. On the second day you'll learn to set the color, remove the resist and complete another small project. All silk painting supplies are included, but please bring a sketchbook and pencil.

Thursday & Friday

July 6 & 7 | 1-4 pm

Member: \$95 | Non-member: \$105

Min 4 / Max 8

THE ABC'S OF SOFT PASTELS

Greg Trombly

In this three-session course you'll be introduced to Greg Trombly's ABC method of using soft pastels. Each day he will demonstrate this methodology as it applies to creating a piece of art, applying basic drawing skills, blocking in color, and creating contrast. Subject matter will vary from trees, shorelines, skies, water and sunsets. After each demonstration you'll work independently with individual guidance and instruction. All are invited to attend regardless of experience and painting background. It'll be as easy as learning your ABC's!

**Wednesday, Thursday, Friday
July 12, 13, 14 | 1-4 pm each day**

Member: \$95 | Non-member: \$105

Min 3 / Max 10

CONQUERING WATERCOLOR

David R. Becker

In this three-day class you'll learn watercolor from beginning to end with an accomplished watercolor artist. You'll learn how to take total control of the watercolor medium, using that control to create well-composed watercolor paintings. The subject matter will change daily with photo references supplied in the morning and afternoon. David's teaching method will take you on a paint-a-long style while trying a variety of different surfaces and techniques. This class is designed to benefit all levels of painters with the goal of getting you to conquer this challenging medium. Bring your favorite watercolors, brushes, and paper. David suggests 140 lb. cold pressed paper and Holbein paints for best results. Some watercolor experience necessary.

**Wednesday, Thursday, Friday
July 19, 20, 21 | 10am-4pm**

Member: \$325 | Non-member: \$358

Min 10 / Max 15

Class Location:

**Antique Boat Museum,
750 Mary Street, Clayton**

PAINTING & PASTELS



PAINTING WITH EXPRESSIVE COLOR

Joan Applebaum

Sometimes local color is just not enough to make your paintings exciting or to express how you feel about the subject matter. The goal in this class is not to create the exact color of an object, but to use color freely and expressively to convey a mood or feeling. We will discuss various types of color harmony so we know which colors work well together. Color temperature, saturation and contrast will also be discussed. This class is geared for students with previous watercolor experience. All supplies are included in the class fee, but please feel free to bring your own if you are more comfortable with them.

Tuesday & Wednesday
July 25 & 26 | 1-4 pm

Member: \$95 | Non-member: \$105
Min 4 / Max 8



LINE AND WASH FOR WATERCOLOR

Paul Allen Taylor

If you struggle with watercolor this may just be the ticket for you. The use of a dynamic line drawing with ink makes the process of creating a watercolor painting much easier. With the varied lines of the drawing tool and the simplicity of painting the shapes, the image becomes stylized as the line supports the color yet disguises minor errors by making them appear intentional. You'll be guided through each of the steps as the drawing is created and the watercolor is added. Paul will supply materials, but please feel free to bring your own painting supplies. A list of the paint and materials Paul uses is available if you would like a copy sent to you prior to class.

Monday & Tuesday
July 31 & August 1 | 9:30am-4:30pm

Member: \$135 | Non-member: \$148
Min 5 / Max 10



A PLEIN AIR QUEST ALONG THE RIVER

Alix White

Plein Air Quest will be held weekly for four weeks and is for intermediate to advanced oil or acrylic painters. Each week we'll have fun traveling along the river to paint in a different location, capturing the beauty around us. On the first day we'll get acquainted at the Arts Center and focus on composition, perspective, and basic drawing. Then we'll begin our quest, moving on to some lovely spots along the river where we'll interpret and paint our surroundings. Please bring your portable easel and painting supplies, and wear comfortable clothes and shoes. Please see the suggested supply list on our website.

Four Wednesdays
August 2, 9, 16, 23 | 9:30am-noon

Member: \$115 | Non-member: \$126
Min 6 / Max 12



WATERCOLOR AND WELLNESS

Christine Tisa

Start your day with light yoga and meditation before moving into a calming session of watercolor painting. In this two-morning class, you'll learn the basic techniques used in watercolor painting, including composition, creating texture, the importance of the light source, and how to work with mistakes. A little bit of yoga, a little bit of painting, and a whole lot of fun!

Tuesday & Wednesday
August 8 & 9 | 9am-12:30pm

Member: \$135 | Non-member: \$148
Min 4 / Max

Class Location:
TISA Gallery,
412 Merrick Street, Clayton



EVALUATING AND CORRECTING YOUR ARTWORK

Sue Ashcraft

Do you have a painting lying around that is lacking something and you don't know what that something is, or do you want to start one and don't know how to get started? In this class designed for intermediate to advanced painters in either acrylics or oils, you'll receive advice on how you might move forward with your work and be able to develop or finish your painting in your own style. Please bring your artwork, brushes and paints.

Wednesday | August 9 | 10am-4pm

Member: \$60 | Non-member: \$66

Min 6 / Max 10

DOG PORTRAITS IN WATERCOLOR

Donna Atwood

Have you ever wanted to capture your beloved dog in a painting? In this two-day class, you'll learn the techniques for painting eyes, noses, and fur of a dog. Donna will teach you how to properly position facial features, as well as texture and flow of the fur. Bring in pictures of your dog (head shots work best) and with the guidance of the instructor, you'll work on your own pet portraits. Some painting experience is preferred. You are encouraged to bring watercolor paints, paper, and brushes that you're comfortable using, but the instructor will provide materials as well.

**Tuesday & Wednesday
August 15 & 16 | 10am-3pm**

Member: \$150 | Non-member: \$165

Min 3 / Max 6

CAT PORTRAITS IN WATERCOLOR

Donna Atwood

Capture the character of your beloved cat in a painting! This class will teach you how to paint the eyes, noses, and fur of a cat. You'll learn how to properly position the facial features, as well as texture and flow of the fur. Bring in pictures of your cat (head shots work best) and with Donna's guidance, you'll create a beautiful watercolor of your cat. Some painting experience is preferred. You are encouraged to bring watercolor paints, paper, and brushes that you're comfortable using, but the instructor will provide materials as well.

Thursday | August 17 | 10am-3pm

Member: \$85 | Non-member: \$94

Min 3 / Max 6

OIL PAINTING FOR BEGINNERS

Sue Ashcraft

Oil painting is a rich and versatile medium. It can be intimidating at first because the paint dries slowly, but the benefit is that it allows you more time to rework the paint. In this two-session class for beginners, you'll learn the basic techniques of oil painting, color mixing, and paint handling as you paint a soothing and scenic red barn. You won't be intimidated by oils after you've taken this class! All supplies will be provided to complete your painting.

**Two Fridays | August 18 & 25
9am-3pm**

Member: \$115 | Non-member: \$127

Min 6 / Max 10

PAINTING & PASTELS



WATERCOLOR SUNSETS

Paul Allen Taylor

Sunsets are the most romantic scenery to paint. Using the warm colors of the palette, you'll capture the yellows, reds and golds of the sky. By building in layers and washes the colors develop transparently. Understanding how washes and glazes work is handy in all your paintings. Using the image above as a guide, we will create a sunset with an island in the distance.

Monday & Tuesday

August 21 & 22 | 9:30am-4:30pm

Member: \$135 | Non-member: \$148

Min 5 / Max 10



PAINTED RUGS: ART YOU CAN WALK ON

Margot Miller

Design and create your own canvas rug to dress up your kitchen or cottage! Floor cloths are a durable linoleum type of rug that have been around since the 18th century, and when finished and sealed, become a hard-wearing decorative alternative to a rug. Best of all, these beautiful pieces can be used anywhere drips happen since they can be wiped clean! In class you'll experiment with hand-painting, real leaf prints, basic stencil, stamping and geometric techniques, as well as texture and color combinations with water based paint. Take inspiration from the flora and fauna around us to create cascading vines, animal paw prints, fish, bird, landscapes or abstract patterns to name a few ideas. A supply sheet will be provided to students upon registration.

Wednesday & Thursday

August 23 & 24 | 10am-4pm

Member: \$125 | Non-member: \$137

Min 4 / Max 8



PLEIN AIR WATERCOLOR

Drayton Jones

Plein air painting is about leaving the four walls of your studio behind and experiencing painting and drawing in the outdoors. This fast-moving one-day plein air watercolor class will cover the process of sketching, planning for shapes, assigning values to the shapes, and getting the paint to paper. Drayton will share his four-step planning process, demonstrate his layering techniques, talk about influential books and artists, share his sketchbook and painting practices, and show you how to achieve an abstract and loose style just like his. Some painting experience required. Please bring your paints and painting supplies.

Thursday | August 24 | 9am-4pm

Member: \$75 | Non-member: \$82

Min 5 / Max 12



PAINTING WITH THE PRIMARIES

Paul Allen Taylor

You don't need every color in the palette to make a landscape. The limited palette of red, yellow, and blue can simplify your work and teach you how to mix nearly any color you desire. In this class, you will be given the three primary colors to work with and create a color mixing chart before you begin to paint the full color water/landscape in the picture above.

Monday & Tuesday

September 18 & 19 | 9:30am-4:30pm

Member: \$135 | Non-member: \$148

Min 5 / Max 10



RAKU VESSEL CONSTRUCTION AND FIRING

Kathy Morris

Raku is a centuries-old pottery glazing and firing process, which generally produces a lustrous, often metallic, finish. In this three-day class, you'll create your own pieces to fire using special raku clay, glaze your bisque fired pieces the following week, then come and enjoy the firing process on the third day of class. TIAC's raku firing experience is designed to give you a feel for this ancient process.

Workshop is offered twice this summer:

• **July 8, 15, 22 | 1-4pm**

• **August 12, 19, 26 | 1-4pm**

Member: \$85 | Non-member: \$95

Min 3 / Max 6



WHEEL THROWN BOWLS: FORM AND FUNCTION

Kari Robertson

Bowls are an expression of creativity, design, and the sharing of sustenance. A plethora of possibilities in this one form, this class will include throwing, trimming, altering techniques, and consideration of various types and sizes of bowls. You will work on specific tips and tricks for elevating craftsmanship, while also experimenting with aesthetic choices. Class will include demonstrations, samples, inspirational reference materials, practice time, and opportunity for feedback. Work will be bisque fired by the studio for later pickup.

Monday, Tuesday, Wednesday

July 10, 11, 12 | 9am-noon

Member: \$150 | Non-member: \$165

Min 4 / Max 6



THE CUP: DRINK UP!

Kari Robertson

For warm or cold drinks, a handmade cup becomes a treat for the eyes, hands, lips, and insides. This class will address various cup forms including handled cups, yunomi (no handle), wine sippers, and goblets. Possibilities and processes in aesthetics and function will drive the conversation and creation. Tools and techniques will be demonstrated each day. Examples of work from the instructor's collection will aid in learning more about particular aspects of the cup.

Wednesday, Thursday, Friday

July 12, 13, 14 | 1-4pm

Member: \$150 | Non-member: \$165

Min 4 / Max 6



TILE MAKING

Kathy Morris

Come and check out your local pottery studio and experiment with shape, color and surface treatments to create interesting effects on tiles. The first three classes will focus on design, preparation, and construction, and the last class will be for glazing your bisque fired tiles. You'll make a total of eight tiles which can be used individually or designed to work together as a larger piece.

July 18, 19, 20, 27

(4 classes) | 1-4pm

Member: \$125 | Non-member: \$137

Min 4 / Max 6

POTTERY



POTTERY LESSONS

Kathy Morris

Are you interested in learning the basics of creating on the wheel or handbuilding? Are you a potter with some experience and want to develop your skills or learn a specific technique? Make an appointment for a class that is designed to meet your skill level and objectives. Classes are available Monday through Sunday and can be customized to fit your schedule. Please call the Pottery Studio directly to make your appointment at (315) 686-4123, x205.

Lessons are three hours in length and tuition covers instruction, clay, glazes, and firing fees. Tuition is per person.

Sign up for any of these sessions:

- **1 CLASS** | Member: \$55 | Non-member: \$60 (3 hours)
- **4 CLASSES** | Member: \$200 | Non-member: \$220 (12 hours)
- **10 CLASSES** | Member: \$450 | Non-member: \$495 (30 hours)



UKRAINIAN PYSANKY EASTER EGGS

Katie St. Laurent

Get ready for Easter by learning about pysanky, traditional Ukrainian Easter eggs! Pysanky are made using a batik resist dye technique. Melted wax is applied with a stylus, or kistka, and colors are layered onto the egg moving from lightest to darkest. At the end of the process, the accumulated wax is melted off, revealing your finished design! Eggs and all materials will be provided. The proceeds of this class will benefit crisis relief in Ukraine.

Saturday | March 25 | 10am-1pm

Member: \$55 | Non-member: \$60

Min 5 / Max 12



SOY CANDLE MAKING

Amy and Abigail Dwyer

Who doesn't love the sweet aroma of a scented candle? In this class you'll learn how to make your own 100% soy wax candle in your choice of scent, hand-poured into a beautiful rustic dough bowl. You'll learn all about best candle ingredients and available scents while creating a beautiful candle to take home.

Saturday | April 1 | 10am-noon

Member: \$55 | Non-member: \$60

Min 5 / Max 10



THE FINE ART OF FRAMING

Beverly Patchin

This class will have demonstrations and instructions on the framing of various types of art including photos, pen and ink, canvas, watercolors, pastels, colored pencil, tapestries and needlework. You'll also learn about gallery requirements for hanging artwork. If you would like to bring a piece of artwork you've been wanting to frame, bring a mat, foam board, and frame and we can make it a hands-on class. Otherwise, Beverly will demonstrate all the procedures needed to get your artwork put together properly. Some supplies will be available along with lists of companies that can be used for those supplies.

Saturday | July 22 | 1-3pm

Member: \$55 | Non-member: \$60

Min 5 / Max 10

ADDITIONAL OFFERINGS



CREATING WITH CONFIDENCE

Lisa Wagner

Do you often compare yourself to others and tell yourself you'll never be as talented as the person next to you? Does this negative belief system tend to prevent you from being as creative as you want to be? This class is meant to set you on a new and positive way of thinking about yourself and your abilities. You'll use mediums in new ways, learning to let go of unrealistic expectations and enjoy the creative process while building confidence and skills. Please bring your favorite medium and supplies.

Wednesday | August 2 | 10am-2pm

Member: \$65 | Non-member: \$72
Min 4 / Max 10

THE BUSINESS OF ART

Lisa Wagner

Do you want to sell your art or turn your hobby into a business, yet don't know where to start? Let professional artist Lisa Wagner guide you through some foundational work to get your business off the ground and earning money. Your work deserves to be seen and supported, and in this two-session class Lisa offers manageable and realistic business advice that has worked for her for many years. Please bring a smart phone, notebook, pen or pencil, and a laptop if desired.

Two Wednesdays | August 9 & 23
10am-2pm each day

Member: \$85 | Non-member: \$93
Min 3 / Max 6

Class will be held at the artist's studio on Wellesley Island. Address will be furnished upon registration.

ADDITIONAL OFFERINGS

NORTH COUNTRY ARTS FESTIVAL

A 10-day, county-wide celebration of the arts, showcasing arts events, resources, organizations, and artists of all disciplines across the North Country region.



AND CREATIVE SPIRIT

COMMUNITY ARTS CENTER

SLCARTS

August 24 - September 2, 2023
slcartscouncil.org/nocoartsfest

Finders Keepers

TIAC's eclectic resale shop featuring pre-owned household goods, furniture, and clothing.

Open May 24 ~ October 7

Hours: Wed-Sat/10am-4pm

321 James Street, Clayton

Donations, contact Sarah Riddoch at (315) 686-4123, ext. 7



Northern New York
Community Foundation

*Support the things
you care about most ...
FOREVER.*

Love the TI Arts Center
twice as much ...

Ask about the
Community Foundation's
Thousand Islands Arts Center
Endowment Fund*

**The Community Foundation will
match gifts to the fund up to \$10,000.*

131 Washington Street • Watertown, NY 13601

St. Lawrence County Extension: Canton, NY

315-782-7110 • info@nnycf.org • nnycf.org



Your Community. Your Foundation. Your Legacy.

1000 Islands River Rat Cheese

242 James Street, Clayton New York
315.686.2480



Home of the Squeaky Cheese Curds!

Available in Plain & Assorted Flavors

**Mild to 16 year old aged cheddar,
flavored cheese & much more!**

Stop into our specialty shop or shop online

www.riverratcheese.net

Open 7 days a week



FRENCH CREEK MARINA & CAMPGROUND

• COMPLETE MARINE SERVICES •

Certified Mechanics • Diesel Specialist • Machine Shop
Volvo • Yanmar • Westerbeke • Launch Ramp
Dock Rental • Guaranteed Service

**LARGEST PARTS & PROP INVENTORY IN THE
NORTH COUNTRY**

• FULL SERVICE CAMPGROUND •

Cottage Community Coming Soon! Call for details!
NEW Covered Floating Docks Available!
Boat Storage

• SUMMER HOURS 8 AM-5 PM 7 DAYS / WEEK

250 Wahl Street, Clayton NY 13624 • 315.686.3621 • frenchcreekmarina.com

SUE DeLEARIE ADAIR, SAA, AWA, Schenectady, NY, is a long-time birder who teaches classes centered on her favorite subject matter—wild birds and small mammals. She creates graphite and mixed media drawings using various combinations of watercolor, and colored and graphite pencils. Sue's work is selected annually for national and international exhibitions.

JOAN APPLEBAUM is a visual artist and instructor specializing in landscape and nature themes. Her inspiration comes from the woodlands and waterways of Northern New York and Coastal Delaware. Joan's paintings have been exhibited throughout Upstate and Northern NY, and are in collections in the US and abroad.

SUE ASHCRAFT has been painting for over 25 years and teaching for 22 of those years. She started by learning tole painting with acrylics and later expanded into teaching fine art in the acrylic, oil, and pen and ink mediums.

DONNA ATWOOD is a retired 8th grade science teacher who is enjoying a second career as a watercolor artist. She has taught hundreds of students to paint over the past nine years and won first place recognition at the annual Community Arts Challenge in Central New York for her painting featuring 24 dog faces. Donna's work can be seen at www.watercolord-zines.com and FineArtAmerica.com/profiles/Donna-Atwood.

NICKY BADOUR earned her MS in Art Education from Syracuse University. She and her family live in Clayton and she is the high school art teacher at Thousand Islands Central School where she teaches classes in drawing and painting, traditional and digital photography, studio art, ceramics, sculpture, crafts, and interior design.

DAVID R. BECKER has spent all of his artistic life and career in Chicago where he studied at the American Academy of Art. He has worked as an illustrator for major advertising agencies, J. Walter Thompson and later for Foote Cone and Belding. David has reached signature status with the Transparent Watercolor Society of America and has won numerous awards for his work from watercolor societies around the country. He is the author of *Watercolor Composition Made Easy*, and *How to Sketch with Watercolor*, as well as two magazine articles which were published in *International Artist* and *Watercolor Magic*.

SUSAN BERRY has been a glass artist for over 40 years and is the owner of Jagged Glass LLC. She has worked with many aspects of the glass medium and continues to explore new techniques and methods. Susan is a fourth generation River Rat and spends her summers at her glass studio on Bartlett Point in Clayton.

HARRIET BURRIS is a retired physician and native of Alexandria Bay. She has been knitting for 55 years and weaving for 35 years, fueling her love affair with structure, pattern, fiber and color. She is passionate about sharing mind-blowing possibilities and passing on practical, usable skills. She is a TIAC Wednesday Weaver and Trustee and an associate of Bay House Artisans.

RICHELL CASTELLON is a Cuban-born impressionist artist. He graduated from Octavio Garcia College in 2004 with a Fine Arts degree where he won several awards for being an accomplished and well-integrated student of the arts. Richell is now established in the United States where he lives and works as an artist in Syracuse, NY. A portrait of his life was published in *The Good Life Central New York* magazine and his work can be seen at Pat Rini Rohrer Gallery in Canandaigua and at www.richellart.com.

HELEN CONDON has been braiding rugs for over 60 years and is sole proprietor and designer of Adirondack Rug Braiding. She has taught at TIAC, TAUNY in Canton, Great Camp Sagamore, VIEW in Old Forge, Schoharie River Center, and in her Parishville studio. You can see Helen's work at <http://adirondackrugbraiding.com>.

PAT DESTEFANIS is a graduate of Cornell University and enjoyed a 39-year teaching career before retiring from the school system. She also raised sheep and operated a wool and weaving business which is when she developed her skill and love of weaving. Pat belongs to TIAC's group of Wednesday Weavers.

AMY and ABIGAIL DWYER are a mother/daughter team from LaFargeville, NY, who took their love of candles and started a candle making business. They are the co-owners of River House Candles and the creators of the unique and popular dough bowl scented candles. You can find their candles at many craft shows throughout the North Country and at www.RiverHouseCandles.com.

LAUREN EVANS is a retired high school art teacher and local artist with lifelong experience in various mediums. She later developed a keen interest in fiber arts and handcrafts which seemed to naturally lead her to chair caning. Lauren takes great pride in her craftsmanship and is always striving for a perfect finished product.

BONNIE GRANT and TANYA SPICER are sisters who retired from the daily grind and discovered that creating things was very gratifying and also a great way to spend time together. Over the years they've taken many classes in metal and beadwork to enhance their craft, and now share their skills with others throughout the North Country. Both sisters live in St. Lawrence County and are artist members at The Gallery at Lake St. Lawrence Arts in Waddington, NY.

BARBARA GREEN has been a basket weaver for over 16 years. Her workshops are geared to the beginner and intermediate weaver. She is a long-time resident of the Adirondack Park and takes great pride in teaching students how to make their own Adirondack pack basket, among many other functional designs.

SUSAN HALDEMAN has a great love for textiles. She has worked in the textile art industry for over 30 years, has owned successful textile and interior design companies, and is very involved in supporting the arts in the nonprofit sector. Susan continues to explore traditional and innovative ways to apply dyes to natural fibers and gains inspiration from her experimentation with color whether extracting it from nature or mixing fiber reactive dyes.

ROBIN HOFFMAN has been knitting since she was 12 years old. She finds it to be a form of relaxation and loves to share this rewarding craft with anyone who is willing to pick up a pair of sticks. Robin lives in Clayton and serves on the Board of Directors for the Thousand Islands Land Trust.

DRAYTON JONES is a watercolor artist living in Fayetteville, NY, and Naples, FL. He is a member of the Cazenovia Watercolor Society and a Signature member of Watercolor West, a nationally recognized watercolor society. Drayton teaches workshops and participates in local and national exhibitions with his work.

ANN JOHNSON-KAISER is retired from a long career in county and city governments in downstate New York. She is an active member and volunteer at the Arts Center, as well as a TIAC Board member. She divides her time between Clayton and Sackets Harbor, and has been making personalized cards and gift boxes for friends and family for several years.

PENNY KRING has owned and operated Heath Photography for 35 years. She got interested in barn quilts through the Iva

INSTRUCTOR BIOS

Smith Memorial Gallery and the Hammond Barn Quilt Trail, seeing how they added so much beauty to the scenery. Penny has been painting barn quilts for a number of years and has several commissioned pieces hanging on North Country barns.

JERRY LAFFER is a retired pediatric dentist from Manlius, NY, who has focused his energies and honed his skills in wood-working at the Arrowmont School of Arts and Crafts. He is the creator of Jerry's Scoops, finely crafted, hand-turned wood and brass ice cream scoops.

MARINA LOEW is a paper cutting artist and native of the 1000 Islands region. She earned her BA in Visual Arts from Wells College, her MA in Museum Studies from Johns Hopkins University, and is the curator at TIAC.

THERESA MEHAFFY is a self-taught jewelry artist and needle felter from Dexter, NY. She has been making jewelry for over 10 years and loves to create pieces using metal, natural gemstones, beads, wire, and vintage items. Theresa's jewelry includes everything from large statement pieces that can take up to a week or more to create, to beautiful everyday wear. Her work has been sold in galleries and shops throughout the region.

MARGOT MILLER is a graduate of the Ontario College of Art and Design and has been a lecturer and instructor at Sheridan College, St. Lawrence College, Queen's University, and Fleming College. She has traveled extensively in Southeast Asia and worked in India for a Canadian Company as a designer. Margot designs and sells her painted clothing, floor cloths, and furniture from her studio in Rockport, ON, and has exhibited her work in numerous galleries. Her work can be seen at www.margotmiller-summerhouse.com.

KATHLEEN MORRIS developed a love for ceramics when she met internationally known ceramicists Otto and Vivika Heino. She earned her BA in Art at Kean College with a concentration in ceramics and pho-

tography and went on to teach in both disciplines at the Lakeland School in Chester, NJ. She also studied at the Tuscarora Pottery School, Tuscarora, NV, and Scuola d'Art Ceramica in Deruta, Italy. Kathy is the staff potter at TIAC and a member of the Fibonacci Art Gallery in Watertown, NY.

HOPE NAPOLITAN has been a compassionate and creative elementary world language teacher for over 20 years. She also teaches cooking classes for young learners, incorporating authentic games, stories, foods, arts, and crafts in her lessons so children enjoy the opportunity to learn a new language and share our cultural diversity. A native of New Jersey, Hope now resides in Chippewa Bay, NY, during the spring and summer months.

BEVERLY PATCHIN has been a professional photographer for 15 years and took up framing out of necessity when she began exhibiting her work in various galleries. She now works with her own clients, guiding them through the framing process to help showcase the best features of their artwork. Beverly does framing for The Gallery at Lake St. Lawrence Arts in Waddington, NY, the St. Lawrence Arts Council in Potsdam, NY, and TAUNY in Canton, NY, as well as her own customers.

CAROLINE RIPPETEAU OSTER received a BFA from Syracuse University and a Masters of Interior Design from Parsons School of Design. Her 20 plus year portfolio includes a diverse and international collection of projects with an emphasis in hospitality design. Projects include luxury hotel guest rooms and suites, communal spaces, destination venues and athletic zones all designed to express and celebrate their unique brand identity.

KARI ROBERTSON is a ceramic artist/educator living in Ithaca, NY. She is a former public school art instructor and is currently teaching at the Clay School of Ithaca. Kari's work can be seen in several galleries in the Finger Lakes region and on her website KariZelsonRobertson.com.

She is also a member of the Finger Lakes Pottery Tour, an event featuring some of the finest ceramic artists in the eastern United States.

LINDA SCHERZ has been weaving baskets for over 30 years. Her love for weaving led her into designing, teaching, exhibitions and juried shows, winning numerous awards for her baskets. Known for her intricate patterns, eye for color and incorporating different materials in her designs, Linda teaches throughout the United States for various guilds, conferences, art centers and organizations.

ANNMARIE SIMMONS is a retired elementary and special education teacher from Clayton. She is committed to lifelong learning which led her to the Arts Center and her first weaving class. Annmarie is now an enthusiastic Wednesday Weaver and weaving instructor at TIAC, as well as a member of Northern Blend Chorus.

SARAH ELLEN SMITH is a North Country native and resident of Clayton. An artist all her life, she is a glass bead maker, jeweler, photographer, painter, mosaic artist, journalist and teacher. For 11 years she collaborated with John Arnot at St. Lawrence Pottery. You can see Sarah's work at www.sarahellensmithartist.com.

KATIE ST. LAURENT was ten years old when she learned the art of pysanky from her grandmother. Many years later, she began practicing it on her own and has been making pysanky for almost 20 years. She is a librarian, a triathlete, and an animal lover who lives in Watertown, NY, with her husband and their little zoo.

PAUL ALLEN TAYLOR is a professional watercolor painter from Rochester, NY, who is recognized for his unique use of color and impressionistic style. He is a respected teacher and workshop instructor, and has developed a following of students who find his style very approachable and highly-skilled. You can see Paul's work at www.paulallentaylor.com.

CHRISTINE TISA has an MS in Art Education, an MFA in Painting, and an advanced Yoga certification. She is the owner of Tisa Gallery and has taught painting, yoga, and mindfulness in the 1000 Islands for many years. Her travels in Europe, the tropics and the St. Lawrence River greatly influence her unique colorful style of painting. Check out Christine's work at www.tisagallery.com.

GREG TROMBLY has been working with soft pastels for over 35 years, continually working at improving his technique and skill in the medium. He has earned numerous awards at juried art exhibitions and held workshops throughout New York State and California. His work can be found in private collections throughout the United States.

CAROL MARIE VOSSLER is an artist/educator and curator who earned her BFA from SUNY Plattsburgh and her MFA from Syracuse University. She specializes in papermaking, book arts, printmaking, and ceramics and has a studio at lunarhorizons.com. Carol is also the Founder of BluSeed Studios and shows her work nationally and internationally.

LISA WAGNER has been painting for 28 years and has been a full-time artist for ten. She is mainly an intuitive watercolor and acrylic artist, but also enjoys collage and conceptual art. Lisa has been in several national and international exhibitions, and lives on Wellesley Island, NY.

ALIX WHITE is a lifelong plein air painter, beginning her career beside her grandmother, aunt and cousins on Grindstone Island. She attended Boston University School of Fine Arts and went on to earn her BFA from California College of Arts. Her focus has been on the shapes and colors of fields and wetlands, reflecting on the grassland's resiliency and modesty.



**WE WILL MAKE
YOUR PRINTING OR
PROMOTIONAL WORK
LOOK THIS GOOD.**



EASTWOOD LITHO

315-437-2626

WWW.EASTWOODLITHO.COM



Carrying On A Family Tradition Since 1946

**Furniture • ACE Paint
Hardware • Housewares
Plumbing • Electrical**



**435 Riverside Drive, Clayton
(315) 686-5222 • reinmans.com**



porch
& paddle

est. 2000

**LET US HELP YOU FURNISH
YOUR HOME...**

- CUSTOM ORDER FURNITURE, RUGS, AND LIGHTING
- BENCH CRAFTED IN NC UPHOLSTERY FROM CR LAINE
- HANDMADE IN THE USA HARDWOOD FURNITURE FROM GAT CREEK
- WOVEN OUTDOOR FURNITURE FROM MI BY LLOYD FLANDERS
- LOCALLY SOURCED AND BUILT TABLES FROM TWO RIVERS WOODWORK
- RUGS AND BEDDING BY DASH & ALBERT AND PINECONE HILL
- LIGHTING BY HUDSON VALLEY LIGHTING
- AND MORE!



236 JAMES STREET, CLAYTON NY • WWW.PORCHANDPADDLE.COM

**"Amazing client advocate.
Always available and
a limitless source
of information..."**

-Michael T.




Four
Seasons

Sotheby's
INTERNATIONAL REALTY

Robin Gedney Lucas

Licensed Real Estate Salesperson

C: 315.430.9729 | O: 315.685.8100 | Robin.Lucas@FourSeasonsSIR.com



1000 Islands Cruet
Enid Moore-Owner
226 James St., Clayton, NY 13624
315-767-1064
website: thecruet.com
email: thecruet@gmail.com

BETTER TOGETHER



BENEFIT
SERVICES
GROUP



ONEDIGITAL

Insurance | Financial Services | HR Consulting

www.onedigital.com



THE IVY RESTAURANT

The 1000 Islands' Best – Kept Secret

613.659.2486 – www.ivyleaclub.ca

61 Shipman's Point Lane, Lansdowne, On.



**We're proud to support
our community.**

**Community
Bank** N.A.

Member FDIC

205 State Street
Clayton, NY
315-686-5551
cbna.com

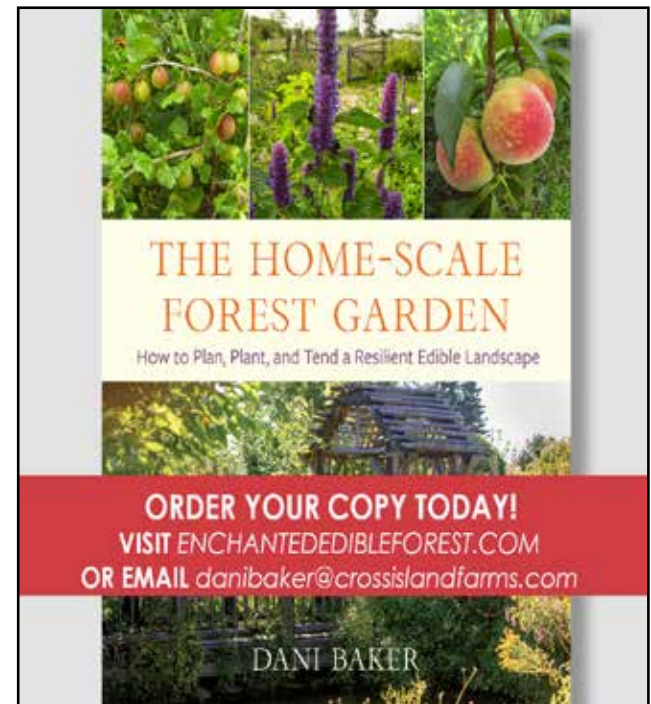


Melanie Curley
Licensed R.E. Associate Broker
Cell : 315-778-2458
Office : 315-886-5500
listandsellwithmel@gmail.com | melanie.bridgeviewny.com



TAYLORED ARCH
 Taylored Architecture PLLC

315.399.8936
www.tayloredarch.com



**THE HOME-SCALE
 FOREST GARDEN**
 How to Plan, Plant, and Tend a Resilient Edible Landscape

ORDER YOUR COPY TODAY!
 VISIT ENCHANTEDEDIBLEFOREST.COM
 OR EMAIL danibaker@crossislandfarms.com

DANI BAKER



Restaurant, Lounge & Motel
Now With Outdoor Dining

**Where People Come For
 Great Food & Good Times!**

126 State Street, Clayton NY 13624
 For Information and Reservations...
 Please Call 686-3842 ~ April - October
clipperinn.com



Harper Leigh Florist
 Clayton, New York

- ❁ Fresh Florals
- ❁ Houseplants
- ❁ Custom Birdhouses
- ❁ Balloons
- ❁ Pinatas
- ❁ Vases
- ❁ Baskets
- ❁ Silks
- ❁ Bridal Consultant

Barbara Taylor
 Designer

514 Riverside Drive
 Clayton, NY 13624

O'BRIENS

RESTAURANT & BAR

226 Webb St. Clayton | 315-686-1110



SERVING LUNCH & DINNER
DINE-IN / TAKE OUT • LATE NIGHT MENU
CATERING • LIVE ENTERTAINMENT



obriensclayton.com



221 John Street
Clayton, New York 13624

315.686.3111



www.CerowAgency.com



43298 SEAWAY AVE, SUITE 1 • ALEXANDRIA BAY, NY
315.482.9306 • WWW.THOUSANDISLANDSWINERY.COM



AWARD-WINNING WINES
WINE SLUSHIES • TASTINGS
TOURS • EVENTS • FESTIVALS



OPEN DAILY!

WINTER (1/2 - 4/15): 10AM - 5PM
SPRING (4/16 - 6/22): 10AM - 6PM
SUMMER (6/23 - 9/6): 10AM - 8PM
FALL (9/7 - 1/1): 10AM - 6PM

2023 WINERY EVENTS!

GRAPE BLOSSOM: 5/27 • 2 - 6PM
PIRATE PALOOZA: 8/11 • 2 - 6PM
BLUES AT THE WINERY: 9/2 • 2 - 6PM
OKTOBERFEST: 10/7 • 11:30AM - 6PM
KRIS KRINGLE MARKET: 12/2 • 10AM - 4PM



Proud sponsor of the
Thousand Islands Arts Center

RBC Wealth Management

19485 U.S. Route 11
Watertown, NY 13601

us.rbcwm.com/watertown



Wealth
Management
Watertown

© 2022 RBC Wealth Management, a division of RBC Capital Markets, LLC,
registered investment adviser and Member NYSE/FINRA/SIPC.
22-WO-02507 (10/22)



The Place for Unique, Handmade, Fun, Funky, and Fine Gifts
Whimsies, Garden Art, and Decorative Accessories



"GOOD GOODS AS MAGIC AS THE RIVER"

313 JAMES STREET, CLAYTON, NY
(315) 285-5059

Connecting you to the Beauty of the North Country

WATERTOWN



DAILY TIMES



Call 315-782-1012 to subscribe and be connected

Andrew Kane
FEATHER IN FLIGHT PRODUCTIONS

FINE ART PHOTOGRAPHY
VISIT FEATHERINFLIGHTPRODUCTIONS.COM

Michael Ringer's
ST. LAWRENCE GALLERIES

47382 DINGMAN POINT ROAD, ALEXANDRIA BAY
ONE MILE NORTH OF ALEXANDRIA BAY
315-482-2833 - RINGER@GISCO.NET



Two Large Showrooms!

ST. LAWRENCE RIVER & ADIRONDACK ART

ORIGINAL PAINTINGS / BRONZE SCULPTURE
GICLEE PRINTS / COMPLETE FRAMING
BOOKS / MODEL BOATS & SHIPS / DECOR

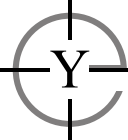
MICHAELRINGER.COM & EVERYTHINGRIVER.COM

MOWtivated
property services



- Lawn Mowing
- Mulching and Edging
- Planting and Weeding
- Spring and Fall Clean Ups

Mike Dangerfield - Owner
315-836-7342

 **YOUNGS**
electric plus

RON YOUNGS, OWNER 212 WILLIAM STREET
CAPE VINCENT, NY 13618
TEL: 315-654-2376

Thirty years experience in Electrical & Construction
Fully Insured

THE COAL DOCKS
RESTAURANT & BAR



315-501-4079

592 E. BROADWAY STREET • PO BOX 905
CAPE VINCENT, NEW YORK 13618

CARRIE DISOTELL • 315-530-8146
MARCIE TRAVERS-BARTH • 315-489-4892
THECOALDOCKS.COM

 Floors
Walls
Windows

Reinman's Decorating Center


528 Riverside Dr.
Clayton, N.Y. 13624

(315) 686-2636

Thousand Islands Sun
Your Hometown Newspaper

Rt. 12 Alexandria Bay
315-482-2581
tisun@gisco.net

The Little
Book Store



Books - Gifts - Cards

415 Riverside Drive,
Clayton, NY 13624
315-777-7417

Bring this in for 10% off your purchase

ORION ART GALLERY & STUDIO


Fine Arts & Ceramics Studio

42901 NY 12, Alexandria Bay NY 13607
www.Orion-Artgallery.com 315-215-4099

KELLOGG & KELLOGG, LLP
ATTORNEYS AT LAW

RAFFERTY E. KELLOGG, ESQ.
RAFFERTY@KELLOGGLEGAL.COM

519 RIVERSIDE DRIVE
CLAYTON, NY 13624
315-686-3740
WWW.KELLOGGLEGAL.COM

 **Crowley & Halloran, CPAs, P.C.**
Certified Public Accountants, Auditors, and Consultants

215 Washington Street, Suite 100 Phone: (315) 788-3140
Watertown, NY 13601 Fax: (315) 782-5321

www.crowleyhalloran.com
Email us at info@crowleyhalloran.com

Shur Fine
CLAYTON




503 State Street

ONE STOP SHOPPING CENTER
FRESH MEATS | FRESH PRODUCE | FULL LINE DELI & BAKERY
FREE DOCK PICK-UP AND RETURN | VALERO GASOLINE

315-686-3601 VISA MCDONALD'S DISCOVER

Watertown Savings Bank



**EXPERIENCE
THE SUPERIOR WAY
TO MORTGAGE**



MEMBERS OF THE ARTS CENTER ENJOY:

- Year-round free admission to the museum
- 10% discount on class tuition
- 10% discount on TIAC merchandise
- Free subscription to the Arts Center newsletter
- Selected mailings of announcements about exhibitions, events, classes, and special programs
- Advance personal notice of events and exhibition openings
- Member-only programs and events
- Complimentary access to extensive and unique handweaving archives and library

*ADDITIONAL BENEFITS: (\$500+ members)

- Two tickets to the 1000 Islands Art & Craft & Antique Festival
- Commemorative gift designed by local artisans
- Patron preview of selected exhibitions and events
- Major donor recognition reception

► Join or renew online at TIArtsCenter.org or fill out the coupon below.

SUPPORT TIAC

Yes, I would like to support the TIAC!

☐ New ☐ Renewal ☐ Upgrade

Sign me up at the following level of support:

- ☐ \$5,000+ ~ *Sonja Wahl Society*
- ☐ \$2,500+ ~ *Emily Post Founders Circle*
- ☐ \$1,000+ ~ *Weavers Circle*
- ☐ \$500+ ~ *Curators Circle*
- ☐ \$250+ ~ *Artists Circle*
- ☐ \$125+ ~ *Potters Circle*
- ☐ \$65+ ~ *Family*
- ☐ \$40+ ~ *Individual*



CONTACT INFORMATION (please print clearly)

Name (as you would like it listed): _____

E-mail Address: _____

Summer Address: _____ Dates: _____

City: _____ State: _____ Zip Code: _____

Phone: _____ Cell: _____

Winter Address: _____ Dates: _____

City: _____ State: _____ Zip Code: _____

Phone: _____

FORM OF PAYMENT

☐ Enclosed is a check in the amount of \$_____ payable to **T.I. Arts Center**.

Or charge to (check one) ☐ Visa ☐ MasterCard ☐ Discover ☐ American Express

\$_____ Card # _____ Exp. Date _____ Sec. Code # _____

Signature _____

Membership is valid for one year from the month purchased. The Arts Center is a non-profit 501(c)(3).



2023 Summer Programs & Events

Visit abm.org for the Education Programming
Schedule & Events Calendar

Ride the River...Take a Speedboat Ride!
100+ Boats on Display • Shop The Museum Store
Guided Walking Tour of Historic Houseboat

Opening for the Season May 6, 2023

ANTIQUE BOAT MUSEUM

750 Mary St, Clayton, NY 13624 | 315-686-4104 • abm.org • Open May – October

Performance hall and ballroom available to rent!
Email marketing@ClaytonOperaHouse.com



Weddings
Bridal/baby showers
Corporate Meetings
School Dances



Box Office: 315-686-2200
www.ClaytonOperaHouse.com

Our 2023 schedule is finalized!
Some highlights include:

Jake Shimabukuro
The High Kings
AJ Croce

Judy Collins
Al Jardine
The Weight Band

**For more information and to view
our full schedule, go to our website!**

Rt. 12 Clayton, NY
Located in the heart of the 1000 Islands!



Natali's Restaurant
Serving Lunch and Dinner

C-Way Motel
1 and 2 Bedroom Apts, WiFi

C-Way Golf Club
18 hole par 71

Specializing in Golf Packages!

1-866-292-9778
Book Online at www.cwayresort.com

DO YOU HATE GOING TO THE DENTIST?

Treat Yourself & Your Family To
Comfortable, Safe, & Anxiety-Free Dental Care In Our Office



Scott LaClair, DDS
Chelsea Eppolito, DDS

Committed to improving the patient experience with
cutting-edge technology and compassionate care!



315-686-5142

775 Graves Street, Clayton
claytondentaloffice.com

K's MOTEL & COTTAGES

1075 STATE STREET, CLAYTON, NY 13624



Beautiful View of the St. Lawrence River

K's Motel is a classic modernized motel with cottage and efficiency units available. Amenities include free WiFi, cable TV, dorm refrigerators, microwaves, and complimentary coffee service in all the units. We also have BBQ grills and a picnic area with a view of the River.

FOR INFO (315)686-3380 • RESERVATIONS(800)643-8622

Check Availability or Book Online: ksmotelcottages.com



REGISTRATION FORM

You can also register online at TIArtsCenter.org.

Name _____ Parent's Name (if child is under 18) _____

Address _____ State _____ Zip Code _____

Contact Phone # _____ Email Address _____

Class name _____ Class name _____

Day, Time, and Dates _____ Day, Time, and Dates _____

\$ _____ \$ _____
Tuition Tuition

☐ Do you require handicapped access?

PAYMENT INFORMATION:

TUITION TOTAL \$ _____

☒ Please make **CHECK** payable to: **T.I. Arts Center**.

☒ Or **CHARGE** to (check one): ☐ MasterCard ☐ Visa ☐ American Express ☐ Discover

CC# _____ Exp. Date _____ Sec. Code # _____

Signature _____

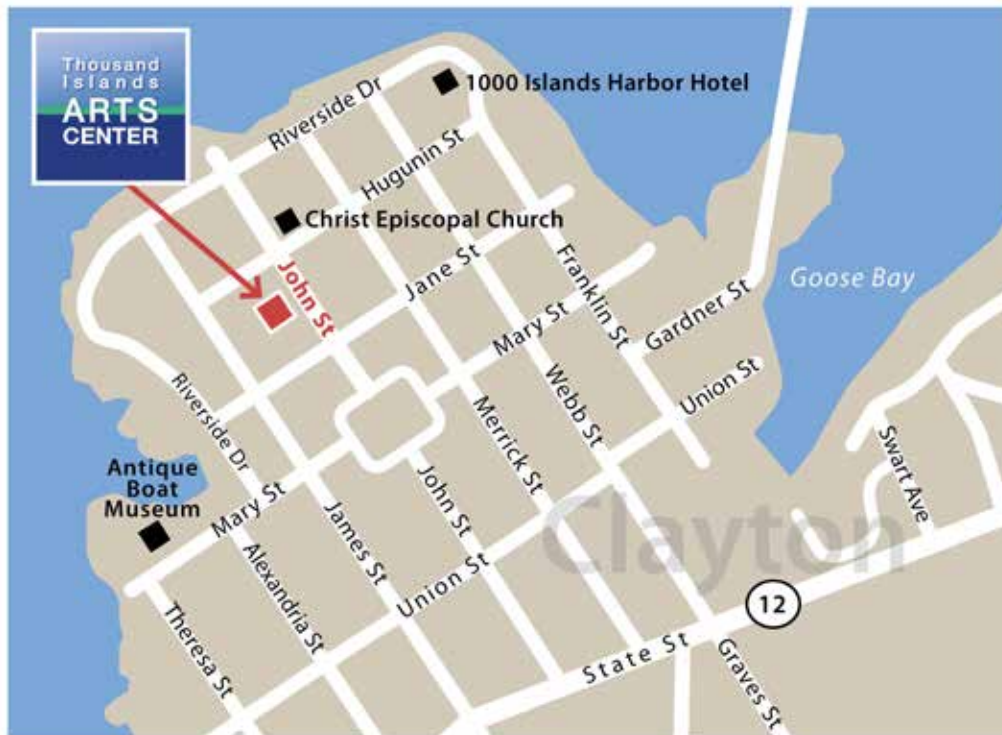
☐ I consent to have **my photo** used in TIAC promotional materials.

☐ I consent to have **my child's photo** used in TIAC promotional materials.

POLICIES, GUIDELINES & DISCOUNTS

- Tuition is due at time of enrollment. If class does not reach minimum number, students will be notified and full tuition will be refunded. Please see full refund guidelines on page 1.
- TIAC members receive 10% class discount.

Mail to: TIAC, 314 John Street, Clayton, NY 13624



THOUSAND ISLANDS ARTS CENTER
 314 John Street
 Clayton, NY 13624
 315-686-4123
 TIArtsCenter.org



OPEN YEAR ROUND:
 9 am–5 pm, Monday–Friday
PLUS SUMMER HOURS:
 10 am–3 pm, Saturday

Distance to Clayton from:
 Alexandria Bay – 12 miles
 Canton – 65 miles
 Cape Vincent – 15 miles
 Gananoque, Ont. – 27 miles
 Kingston, Ont. – 45 miles
 Ogdensburg – 47 miles
 Potsdam – 75 miles
 Rockport, Ont. – 17 miles
 Sackets Harbor – 25 miles
 Watertown – 22 miles




EagleShoppe

"CLASSICS FOR A NEW GENERATION"

527 Riverside Drive, Clayton, NY www.eagleshoppe.com



 **eye·bobs**  **JUDE CONNALLY**

joules **NIC+ZOE**


Tommy Bahama

A photograph of a woman with short dark hair, wearing a white tank top, sitting and reading a book to two young children. The children, a boy and a girl, are also looking at the book. The woman is smiling broadly, showing her teeth. The background is a simple indoor setting with a blue pillow visible.

When we make health equity a priority, **EVERYBODY BENEFITS**

Everyone deserves to be cared for and to live well. So at Excellus BlueCross BlueShield, **we're more focused than ever on making care more accessible in the communities we serve.** Through affordable plan options, community investments, partnerships and education, we're working to address inequities that made care feel out of reach for too many people, for far too long. That way, everybody benefits.

Learn more at **ExcellusBCBS.com**





314 John Street
Clayton, NY 13624



Scan here for
our homepage.

2023 Events/Exhibition Schedule

***Cross Country Weavers:
Celebrating 60 Years of Weaving***

January–March 17

***Sonja Wahl, Curator Emerita:
A Look Back***

**March 28–May 31
RECEPTION: May 11**

***The Art of Millinery:
Hats by Sally Caswell***

**April 12–July 1
RECEPTION: June 28**

***Among the Thousand Islands:
The Work of Frank Taylor***

**June 7–July 1
RECEPTION: June 28**

Along the River's Edge

**July 12–August 12
RECEPTION: July 12**

***1000 Islands Art &
Craft & Antique Festival***

August 12–13

***Color Culture: Our History
and Heritage Through Fiber*
A Collaboration with the
Fiber Artists Miami Association**

**August 23–Nov 17
RECEPTION: August 23**

***28th Annual Weaving
History Conference (Virtual)***

October 23–25

The Elves' Fair

December 2