



CLASS CATALOG
2024
Thousand Islands Arts Center
Home of the Handweaving Museum





CRAFTED TO FIT YOUR VISION

Marvin products are distinguished by their remarkable beauty, industry leading performance, and thoughtful features inspired by the way people want to live. The unsurpassed range of window and door sizes, styles, and custom opportunities will help bring even your most ambitious design vision to life.

Let our Marvin specialists at Wellesley Island Building Supply help you create the spaces you've been dreaming of.



WELLESLEY ISLAND
BUILDING SUPPLY

Fineview NY
www.wellesleyislandbuildingsupply.com
315-482-6600

©2022 Marvin Lumber and Cedar Co., LLC.

TIAC MISSION STATEMENT

To advance art, craft, and our unique handwoven textile collection through education and exhibition.

WELCOME



THOUSAND ISLANDS ARTS CENTER

314 John Street, Clayton, NY 13624
315.686.4123 TIArtsCenter.org

OPEN YEAR ROUND:

9 am–5 pm, Monday–Friday

PLUS SUMMER HOURS:

10 am–3 pm, Saturday

2024 BOARD OF TRUSTEES

Jan Hampton, *Chair*
Joy Rhinebeck, *Treasurer*
Sallie Lake, *Secretary*
Jessica Murray, *Assistant Secretary*
Chris Murray, *Past Chair*
Harriet Burris
Meghan Caddick
Kathy Elliott
Kathleen Hanna

Caroline Larson
Robin Gedney Lucas
Cindy McLean
Margot Miller
Amy Phelps
Sarah Ellen Smith
Doreen Williams
Marty Yenawine

The Thousand Islands Arts Center (TIAC) has so much to look forward to in 2024 — it's exciting! Season highlights include exhibitions *Better Together: Woven Expressions from the Syracuse Weavers Guild*; *To Earthward: Pastels by Becky Harblin*; and *Elizabeth Grater: A Painting Legacy*.

This year's headliner, *Changes in Latitudes: The Work of Larry Tack and Nathaniel Hiller* is planned to open mid-July. Our returning favorite, *Along the River's Edge* exhibition, will open at the end of August. The longstanding *1000 Islands Art & Craft & Antique Festival* is set for August 10-11. Then rounding out 2024 is a new favorite event the first weekend in December, *The Elves' Fair*.

There is a packed offering of diverse classes with outstanding instructors for all learning levels. If you're new to us, please try a class or two; you won't be disappointed! From pottery to mosaics, watercolors to basketry, jewelry making to card making, we have all things creative.

We invite you to be inspired at TIAC this year! Come to our opening receptions and exhibitions, create something in the pottery studio, or simply stop in to have a conversation. On behalf of the Board of Trustees and staff, we thank you for your continued support as we strive to cultivate the arts in the Thousand Islands for all to enjoy.

Sarah Riddoch, *Interim Executive Director*
Marina Loew, *Assistant Director & Curator*
Marcia Rogers, *Education & Membership*
Katherine Lake, *Events, Marketing & Volunteer Coordinator*
Kathy Morris, *Staff Potter*
Sonja Wahl, *Curator Emerita*





THANK YOU TO OUR TEACHERS, ADVERTISERS, STUDENTS, AND MEMBERS FOR YOUR GENEROUS SUPPORT OF THE ARTS!

WOULD YOU LIKE TO TEACH AT TIAC?

TIAC offers a variety of classes that are taught by artists and art instructors. These artists are independent contractors working in their specific discipline and around their own availability. If you are interested in teaching with us, please ask for a *Class Proposal Form* or check our website under the Classes tab.

OPEN TO THE PUBLIC

Our facility is open to the public for meetings and group practices when regular classes are not in session. Bring your knitting or crocheting friends for a get-together, host a "bead night," or if you just need a place to hold a meeting—call TIAC and we'll do our best to accommodate you.

VOLUNTEER

TIAC is always happy to accept volunteer help! If you are a handyperson, like to organize things, file, clean, paint, help with classes, setup, or exhibition openings—please call TIAC for more info!

PAYMENTS, CANCELLATIONS, AND NOTES

Prepayment is required for all classes.

Cancellation policy:

- Two weeks (10 business days) prior to class—full refund, minus \$10 processing fee.
- One week (5 business days) prior to class—50% refund, minus \$10 processing fee.
- Under one week or no-shows—no refund.
- \$10 processing fee for cancellations *no matter when it's done.*

Please dress appropriately for your class. If class is a full day or runs through lunchtime, please bring your lunch and a beverage.

TABLE OF CONTENTS

WELCOME	1
NEW MUSEUM	3
BASKETRY & CANING	4
BOOK, PAPER & PRINT	6
DRAWING	6
FIBER ARTS	8
JEWELRY	10
MOSAICS & GLASS	11
NATURAL DYEING	12
PAINTING & PASTELS	12
OTHER	17
POTTERY	18
KIDS CAMPS	19
INSTRUCTOR BIOS	22
BECOME A MEMBER	33
REGISTRATION FORM	35
CALENDAR OF EVENTS	BC

NEW MUSEUM & ARTS CENTER COMING SOON!



In the fall of 2022, TIAC engaged a professional strategic planner to facilitate its next five-year plan. One of the four key initiatives that resulted in that exercise was to design and build a new facility on the Clayton Campus.

And, today, we are pleased to report that this plan didn't just get put on a shelf for the next five years! Under the direction of accomplished grant writer Kimberly Kempton, TIAC submitted an application to the New York State Council on the Arts (NYSCA) in January (2023) to support the building of a new arts center and museum. And a few months later, was awarded a \$2 million NYSCA grant. Simultaneously, TIAC secured a matching donation from an anonymous supporter, which brought it close to the anticipated \$5.1 million dollar project.

If you're reading this article, you know that we've outgrown our special, but too small and aging, building at 314 John Street. While we all share a great affection for the 1890s house and "Home of the Handweaving Museum," it no longer supports our mission, collections, and ever-expanding programming as it is utilized today. Several possibilities are brewing for the repurposing of this building including an artist-in-residence program, and expanded Finders Keepers outlet which has grown to be a popular local attraction.

The new museum will be built at 321 James Street, the current home of Finders Keepers, which will be razed this summer. The new 13,000+ square foot structure will be three-stories (plus basement) and include multiple galleries, one of which will have a permanent rotating textile exhibition displayed; three classrooms, one exclusively for our children's programming; a gift shop, library, weaving studio, archives, administrative space, and an elevator!

A steering committee composed of dedicated trustees and supporters was formed in June and continues to meet weekly as it carefully plans and reviews all aspects of the project, keeping functionality, sustainability, maintenance, and aesthetics top-of-mind. TIAC has engaged Taylored Architecture, PLLC, of Clayton for design services and Black Horse Construction Group of Watertown, a woman and veteran owned enterprise, for building. Groundbreaking is anticipated for late summer with completion by early fall 2025.

We will be holding public information sessions starting this spring, and posting regular updates on our social media — so please check often for more information. And, as always, thank you for your past and future support of this very exciting and transformational project, not just for TIAC and the artist community, but the entire Thousand Islands region.



MINI WALL BASKET

(7 1/2" L x 3 1/4" W x 5 1/2" H approx.)

Linda Scherz

Break out of the house for a few hours and gather with your friends to make a cute and functional basket. Linda designed this basket to give it a little Adirondack belly to compliment the traditional Adirondack basket. You'll weave with a combination of flat and flat oval reed and finish with a small hardwood handle for hanging. There will be a selection of reed colors to choose from. Linda will bring all materials and tools to make the basket. Please wear comfortable clothing and bring a lunch and drink.

Saturday | May 4 | 9:30am-4pm

Tuition: \$105 | Min 4 / Max 6

► **Members, please take a 10% discount off the listed tuition.**



FISHING CREEL WITH LEATHER

(10 1/2" L x 8" W x 7" H approx.)

Linda Scherz

This newly designed creel is woven with reed in a continuous weave. There is significant attention to shaping as it is made to conform to being worn on one's hip. Since this part can be a bit of a challenge, Linda will guide you through the entire process. The rim is then double-lashed with artificial sinew, and you'll work with sharp leather cutting tools to cut a leather lid to fit your woven creel. The buckle strap and nickel hardware will then be ready to attach and you'll be ready to go fishing! All materials are included in tuition. Please bring a lunch and drink.

**Thursday & Friday
June 20 & 21 | 9:30am-4pm**

Tuition: \$260 | Min 4 / Max 6



CHRISTMAS BASKET

(4" L x 4" W x 4" H)

Barbara Green

This is a perfect beginner class for anyone who wants to learn the basic process of basket weaving. In just three hours, you'll learn how to make a simple (yet adorable and functional!) square basket and adorn it with either a Christmas tree or a summer flower on the front. Fill it with dried flowers, evergreens, or fill it with cookies or candies and gift it to your favorite person!

Wednesday | July 10 | 10am-1pm

Tuition: \$90 | Min 6 / Max 8

Teen-Adult



WOVEN SHOPPERS TOTE

(15" L x 12" W x 10" H)

Barbara Green

This is an extraordinarily versatile tote basket that can be used in a variety of ways. It's large enough to carry your produce from the farmer's market, accommodate your necessities for the work day, pack your towel and sun products for the boat, or hold your yarn for knitting or crochet projects. You'll find this will be your go-to basket for everything so leave it by the door! There will be a choice of several colors for the cotton handle straps.

Saturday | August 3 | 9:30am-3pm

Tuition: \$155 | Min 5 / Max 8

Teen-Adult

TIAC's programming is made possible in part by the New York State Council on the Arts with the support of the Office of the Governor and the New York State Legislature.

BASKETRY & CANING



THE "TWIZZY"


(5 1/2"L x 2 1/4"W x 3"H approx.)

Linda Scherz

In this class you'll learn to weave a mini colorful basket that can be used in a variety of ways. You'll start with a base with pre-glued spokes. Then this cute little basket is triple twined with three colors cotton cord and soft suede in a stacking pattern. The rim is accented with braided cotton cord and lashed with cotton cord. All materials are included in the tuition. Please bring a lunch and drink.

Tuesday | August 6 | 9am-4:30pm

Tuition: \$130 | Min 4 / Max 6



CANE WEBBING REPAIR

Lauren Evans

If you have a damaged caned chair with an edge that looks like the one in the photo, you can easily replace the caned area in this one-day class. Simple tools, glue, and machine-woven cane are about all that is necessary, along with the piece of furniture you're restoring. Please remove all traces of the old spline and caning prior to class.

Please check class page on our website to see full student supply list prior to registering.

Tuesday | August 20 | 10am-4 pm

Tuition: \$100 | Min 5 / Max 10

► Members, please take a 10% discount off the listed tuition.



CHAIR CANING

Lauren Evans

Bring your own project and learn while doing! Dust off that chair in the attic or garage that's missing a seat. Take the pillow off the damaged chair in the bedroom and learn how to breathe new life into a beautiful antique. In this class, skilled caner Lauren Evans will teach you how to re-cane a chair seat or back. No special skills or strength are required, just your chair (drilled holes around the chair seat) and a chair caning kit. Please check class page on our website to see full student supply list prior to registering.

**Monday, Tuesday, Wednesday
September 16,17,18 | 10am-4pm**

Tuition: \$155 | Min 5 / Max 10



MUNCHKIN PACK BASKET

Linda Scherz

(5" L x 6 1/2 W" x 8"H approx.)

The Munchkin basket is a small decorative version of a traditional Adirondack Pack basket. It's the perfect size for a gift or a mail basket. As you create this cute little munchkin, you'll learn multiple weaving techniques as Linda guides you through shaping the belly in the front while maintaining a straight back and sides. You'll complete the basket with a hardwood handle, fitting the rim to fit the basket and lashing. The finishing touch is a webbing or leather harness made by Linda. All materials to make the basket and tools will be provided. Please wear comfortable clothing and bring a lunch and drink.

Friday | October 4 | 9am-4:30pm

Tuition: \$135 with webbing

\$145 with leather | 4 min / 6 max



MOM & ME PAPERBAG BOOKS Martha Cline

Paperbag books are fun because they are so easy, and they provide limitless options for decoration and use. A paperbag book can be a journal, sketchbook, photo album, scrapbook, travel diary, idea catcher, and more. Four types of pockets and three bindings will be demonstrated, as well as various sizes. The possibilities for embellishment are endless. Come have fun with a young person or by yourself!

Friday | July 19 | 10am-noon
Tuition: \$30 | Min 4 / Max 8
Beginner Level / Kids through Adults



HANDMADE GREETING CARDS BY ME! Ann Johnson-Kaiser

Handmade cards add a personal touch that is always appreciated by the receiver. It's nice to see that that kind of individual communication is making a comeback. If you're one who appreciates a personal touch in everything you do, come join us for three hours of fun and learn how to create your own one-of-a-kind greeting cards. You can make multiple cards during class time.

Class is offered two times:
Thursday | July 25 | 10am-1pm
Thursday | August 22 | 10am-1pm
Tuition: \$55 | Min 3 / Max 6

► **Members, please take a 10% discount off the listed tuition.**



BEGINNER DRAWING WITH PERSPECTIVE Paul Allen Taylor

In this workshop, you'll learn how to use a methodical approach to drawing, constructing shapes that appear correct by applying proportions and scale. Understand the reason we see things as we do and use that to draw. Students will learn to draw landscape and still life while using perspective. Some drawing may take place outside the classroom if weather permits.

Four Tuesdays | June 4, 11, 18, 25
9am-noon
Tuition: \$150 | Min 5 / Max 10
Beginner Level / Basic drawing experience required




DRAWING OWLS Sue deLearie Adair

In this two-morning workshop, we will review basic drawing techniques and then concentrate on how to create realistic drawings of owls using graphite pencils. Sue will supply all materials including photographic references. You will be able to choose from several owls and leave the class with a completed drawing and information on bird forms and feathers. Sue will also email students information about supplies and bird anatomy prior to the class.

Thursday & Friday | July 11 & 12
10am-12:30pm
Tuition: \$115 | Min 5 / Max 10
Beginner / Intermediate 16-Adult

BOOK, PAPER & PRINT

DRAWING



GETTING STARTED WITH URBAN SKETCHING

Joan Applebaum

The global phenomenon of urban sketching is about capturing a moment in the world around you. And what better place to start than Clayton, with its quaint buildings, tourists, waterfront, and the St. Lawrence River? We will start by learning and practicing a few urban sketching techniques and then begin sketching several scenes around town including the Farmers Market, a street scene, and the waterfront. In case of rain, we'll move to sheltered areas.

Thursday | July 18 | 12-4pm

Tuition: \$90 | Min 4 / Max10

Beginner / Teen-Adult

► **Members, please take a 10% discount off the listed tuition.**

DRAWING SMALL MAMMALS

Sue deLearie Adair

In this two-morning workshop we will review basic drawing techniques and then concentrate on how to create realistic drawings of small mammals using graphite pencils. Sue will supply all materials including photographic references. You will be able to choose from rabbits, squirrels and chipmunks and leave the class with a completed drawing and information on how to draw fur!

**Thursday & Friday
August 8 & 9 | 10am-12:30pm**

Tuition: \$115 | Min 5 / Max10

Beginner / Intermediate 16-Adult

THE TOPOGRAPHY OF THE FACE

Mitchell Price

Learn how to draw the human portrait over the course of five days. Topics covered will include: the anatomy of the head, constructive drawing, discussion of features, and composition. There will be an opportunity to draw from a live model, offering a chance for beginner and advanced students to further their understanding and appreciation of the human portrait. This is a drawing class that aims to give students the tools they need to advance their own artistic goals. Please bring a drawing pad with heavy bond paper; pencils, charcoal, and pens; and kneaded and rubber erasers.

Class will be held at the Antique Boat Museum, 750 Mary Street, in Clayton.

**Monday-Friday | August 19-23
9am-noon**

Tuition: \$215 | Min 5 / Max15

Some drawing experience necessary.





WEAVING TUTORIAL WITH DR. B Harriet Burris

Are you a weaver looking to perfect your skills, plan a new weaving project, learn a new warping method, delve into computer weave design programs, learn a new weave structure, or just want a one-on-one refresher of tips and techniques? Accomplished weaver Harriet Burris is available to help you with all of your weaving needs and enhance your skills and knowledge of everything weaving. Dates and times are flexible, and we'll do our best to accommodate your schedule. Please call TIAC to set up a session!

FLEXIBLE DATES & TIMES

Tuition: \$50 per 4-hour session
Min 1 / Max 5



HAND SPINNING FOR BEGINNERS **Julia Pitts**

In this class you'll learn how to blend and spin yarn on drop spindles. We'll begin with an introduction, view various types of fibers, and start blending the yarn into fiber cylinders called rolags. After blending, you'll learn how to draft and start spinning! When finished spinning, Julia will show you how to ply your spun yarn and how to finish your yarn at home.

Class will be offered two times:

- **Friday | April 26 | 10am-2pm**
- **Friday | Sept 20 | 10am-2pm**

Tuition: \$65 | Min 3 / Max 6
Beginner Level / Age 12-Adult

► **Members, please take a 10% discount off the listed tuition.**




EXPLORING WEAVING **Anmarie Simmons**

Have you ever wondered about the age old craft of weaving and wanted to try it yourself? If you answered yes, this is your opportunity! Floor looms will be all set up and threaded, ready for you to jump right in and start weaving your own table runner/sampler. During the process you'll also learn about color and texture through several basic weaving structures. This is a great first step in weaving!

Class will be offered two times:

- **Thursday & Friday**
June 6 & 7 | 10am-2pm
- **Thursday & Friday**
September 5 & 6 | 10am-2pm

Tuition: \$100 | Min 2 / Max 3



FOR THE LOVE OF TREES **Sharon Bottle Souva**

Who doesn't love trees! They are a constant in our world, providing beauty, oxygen, and shelter. In this quilting workshop participants will be guided as they make their own images of these magnificent plants. View the design of bare branches, and learn some fun techniques to add foliage (if desired). Class includes working on several types of trees; one seen in distant landscapes and one in the foreground. All the work is done with thread painting, fusing, and free-motion quilting.

Tuesday | July 9 | 10am-4pm
Tuition: \$115 | Min 5 / Max 10
Intermediate Level

FIBER ARTS



**LEARN TO WEAVE
(Weaving 101)
Pat DeStefanis**

Designed for the beginner weaver, this four-day class will cover loom anatomy, how to plan a project, prepare a warp, thread a loom, weave, and finish a sampler that is suitable as a scarf or table runner. While no experience is required, I highly recommend the Exploring Weaving class with Annmarie Simmons to get your feet wet! Tuition includes all materials. NOTE: Shoes must be removed while treading on the floor looms so please plan accordingly. Bring a lunch and drink.

This workshop is offered twice:

- **Monday thru Friday
(no Wednesday class)
July 15,16,18,19 | 10am-3pm**
- **Monday thru Friday
(no Wednesday class)
August 12,13,15,16 | 10am-3pm**

**Tuition: \$200 | Min 2 / Max 3
Beginner Level / Teen-Adult**

**KNITTING FOR BEGINNERS
Robin Hoffman and DeDe Nash**

Knitting is a wonderful way to relax and be creative—and you can do it almost anywhere! You'll learn all the basics of casting on and off, knit and purl stitches, and a few troubleshooting solutions. After this class, you'll be all set to knit some cozy gifts for your family and friends! Students, please bring a skein of Lion Brand Hue + Me yarn and 10" long, size 10.5 bamboo needles. Both of these are available at Joann's in Watertown.

This class is offered twice:

- **Tuesday & Wednesday
July 16 & 17 | 10am-noon**
- **Thursday & Friday
August 22 & 23 | 10am-noon**

Tuition: \$45 | Min 4 / Max 8

► **Members, please take a 10% discount off the listed tuition.**

**BRAIDED WOOL
TABLE RUNNER
Helen Condon**

This class is designed for students who have basic skills in braiding and lacing wool rugs. These skills will come in handy due to the difficulty in forming square turns. Since the beginning steps are different from the formation of round and oval rugs, Helen will guide you through the beginning process of creating your 12" x 24" table runner, show you how to braid and form the square turns, and how to form patterns of triangles and diamonds in the lacing. Helen will contact you before class to discuss your color choices. Kits are included in the cost of tuition and have everything you need to finish this project. Bring a lunch and drink.

**Thursday & Friday
August 29 & 30 | 9:30am-3:30pm
Tuition: \$135 | Min 4 / Max 6**

**THE ELEMENTS OF SEWING
Amanda Thrasher**

Have you ever wanted to learn to sew, but aren't sure how to begin? If you said yes, then this class is for you! Bring along your sewing machine, needle, and thread, and Amanda will show you how to properly use your machine, along with several different techniques for hand sewing. There are more stitches than you know! Muslin and small binders will be supplied to work with and document all of the stitches you've learned.

**Four Mondays
Sept 9, 16, 23, 30 | 1-3pm
Tuition: \$90 | 4 min / 6 max
Beginner Level / Teen-Adult**



**NEXT STEPS IN WEAVING
(Weaving 102)**
Pat DeStefanis

This four-day class is designed for the weaver who desires to enhance their basic skills. Emphasis will include choosing a draft and materials, enhancement of technical skills, and recognition and resolution of in-process errors. You'll have the opportunity to design your own project, investigate different weave structures, and discover some of the endless possibilities of weaving on a 4-harness loom. Instructor will contact students prior to class to discuss yarn and pattern options. Yarn will be purchased prior to class and instructor will inform students of cost to be reimbursed. Shoes must be removed while treading on the floor looms so please plan accordingly. Bring a lunch and drink. *Please NOTE: This class is the sequel to LEARN TO WEAVE (Weaving 101). While it is not a prerequisite, students MUST be familiar with warping a loom and reading a draft.*

**Monday through Friday
(no Wednesday class)**
Sept 30, Oct 1,3,4 | 10am-3pm
Tuition: \$200 | Min 2 / Max 3
Intermediate Level



**POLYMER CLAY &
RESIN JEWELRY**
Cheryl Simeone

In this class you will make several pairs of earrings that look like feathers, along with pendants in the Makume Gane style. On the first day, you'll build your earrings and pendants with polymer clay, learning the techniques of building designs with colored clay. You'll also learn the process of building Makume Gane, a Japanese metal-working procedure which produces a mixed-metal laminate with distinctive layered patterns. On the second day, you'll treat your pieces with UV resin and attach your wires, posts, or clips.

Friday & Saturday
July 5 & 6 | 10am-2pm
Tuition: \$115 | Min 4 / Max 8
Beginner Level / Teen-Adult



MOSAIC NECKLACE
Sarah Ellen Smith

Spend a few hours with mosaic artist Sarah Ellen Smith and leave wearing a beautiful mosaic necklace. This is an excellent class to begin your journey into the art of mosaics. All supplies are included.

Offered twice:

- **Friday | July 26 | 9am-noon**
- **Wednesday | Aug 21 | 9am-noon**
- Tuition: \$60 | Min 4 / Max 8**
- Beginner Intermediate / Teen-Adult**

► **Members, please take a 10% discount off the listed tuition.**

JEWELRY



MAKE A SPINNER RING! Kelly Diamond

Make a beautiful ring you will love to fidget with! Learn to measure and solder a wide sterling silver ring band, then choose from a selection of smaller "spinners" that you will solder and add to your ring. This is an excellent introduction to soldering and silver-smithing and you'll leave class with a finished ring you'll be proud to say you made! All supplies included. Students, please wear close-toed shoes (no sandals), hair tie for long hair, and reading glasses if needed for close-up work.

Wednesday | Aug 7 | 10am-2pm
Tuition: \$145 | Min 3 / Max 6



STERLING SILVER WAVE CUFF Tanya Spicer & Bonnie Grant

Join us for a fun and creative workshop where you'll learn how to make a stunning sterling silver cuff bracelet from scratch! You will work with a 6" sheet of sterling silver and use various cutting, shaping, and texturing techniques to create your own personalized cuff. You will have access to professional jeweler's tools such as saws, hammers, files, and mandrels during the class. By the end of the workshop, you will have created a beautiful and original piece of jewelry to wear or gift to someone special! Bring your lunch, drink, and your imagination.

Tuesday | Aug 13 | 10am-4pm
Tuition: \$100 includes sterling silver
Min 3 / Max 6



MOSAIC GLASS ART Susan Berry

Learn the ancient technique of mosaic art using an array of beautiful, multi-colored stained glass. You'll start by choosing from a variety of river and nature-themed patterns designed by the instructor, which are then traced onto an 8" X 8" indoor/outdoor tile as the pallet for your creation. You'll then learn glass cutting skills, mosaic glass laying techniques, and grouting as you create your finished piece. Once you've learned how to do mosaic art, you'll want to mosaic everything!

Class is offered on these dates:

- **Wednesday | June 19 | 10am-2pm**
- **Wednesday | July 17 | 10am-2pm**
- **Wednesday | Aug 14 | 10am-2pm**

Tuition: \$99 | Min 4 / Max 6



INTRO TO STAINED GLASS Susan Berry

In this two-day workshop, you'll learn how to create a framed, 8" x 10" stained glass panel from a pattern designed by the instructor. You'll learn the process of arranging the image, techniques of cutting the glass to fit, foiling, and assembling to create a masterful work of art.

Tuesday & Wednesday | Sept 3 & 4
10am-4pm

Tuition: \$190 | Min 4 / Max 4

► **Members, please take a 10% discount off the listed tuition.**

MOSAICS & GLASS



**ONION SKIN MAGIC:
THE DYE & PRINT PROCESS**
Susan Haldeman

Onion skins impart a range of golden hues to rich shades of green. In this hands-on class, Susan will teach you the process of dyeing and eco printing colorful patterns onto dishcloths and paper. You'll be able to experiment and create beautiful pieces of your own to take home. Please bring some red and yellow onion skins.

Class will be offered twice:

- Saturday | June 8 | 10am-2pm
- Saturday | Sept 7 | 10am-2pm

Tuition: \$105 | 4 min / 8 max

► **Members, please take a 10% discount off the listed tuition.**



**AUTUMNAL BOTANICAL
PRINTING**
Susan Haldeman

The fall season provides a beautiful palette of colors and textures at which we marvel. In this two-day, hands-on workshop you'll learn how to create natural dyes with the vivid botanicals of autumn. The first day is designated to creating mordants and dyes, and on day two, you'll learn the art of botanical printing using leaves, flowers, and the dyes that were created. Susan will show you how to bundle, stack, and arrange the botanicals on both fabric and paper, and you'll leave with a wonderful assortment of creations! All materials are provided, but please feel free to bring in some beautiful fall splendor to work with if you're inclined! If you collect leaves early, just pop them in a baggie and freeze them till class.

**Wednesday & Thursday
September 25 & 26 | 10am-2pm**
Tuition: \$150 | 4 min / 8 max



BARN QUILT DESIGN
Penny Kring

Barn quilts have become a beautiful way to personalize and adorn barns, homes, and cottages in recent years. They are made from a flat piece of wood that is painted to look like quilt blocks. In this class you'll learn how to create your own 2'x2' barn quilt — and the great thing is you don't have to be an experienced painter to come away with a beautiful piece of artwork.

Please bring one roll of green frog tape, a yard stick, some 1" paint brushes, and a hair dryer if you have one available. OPTION: You may bring your own piece of board or furniture to paint on (instead of the supplied board) if you prefer.

Classes offered on these dates:

- Monday | June 3 | 10am-4pm
- Monday | July 8 | 10am-4pm

Tuition: \$125 includes board & paint
Min 4 / Max 8



**INTRO TO WATERCOLOR
METHODS**
Paul Allen Taylor

In this class, you'll learn the beginning methods of watercolor. Getting started is the challenge when we don't know how to control the medium. Watercolor is controllable and will do what you want with the right approach to handling the paint and paper. It's all about the water. Layering and paint consistency will be explained in detail so you can manage the parts of a painting with ease. Each class will open with a demonstration, followed by short exercises and examples to get you started.

**Four Tuesdays
June 4, 11, 18, 25 | 1-4pm**

Tuition: \$150 | Min 4 / Max 8
Beginner Level / Basic drawing experience required.

NATURAL DYEING

PAINTING & PASTELS



COTTAGE-STYLE FLOOR MATS Margot Miller

Floor cloths were the forerunners of linoleum and are decorative, hard-wearing and washable alternative to a carpet. In this class you'll learn how to design and create your own canvas rug to dress up your home or cottage. Best of all, these beautiful finished pieces can be used anywhere drips happen since they can be wiped clean! Personal attention and group demonstrations will assist you in designing your project, then you'll experiment with hand-painting, stenciling, stamping, geometric techniques, texture, and color as you create your personalized piece. A supply sheet will be provided to students upon registration. Please wear comfortable clothes and bring a lunch and drink.

Thursday & Friday
June 6 & 7 | 10am-4pm
Tuition: \$160 | Min 4 / Max 8



NEGATIVE SPACE PAINTING Lisa Wagner

Negative space in your paintings is what gives your subject matter depth, balance and interest. In this class you'll explore the way positive and negative space works in harmony, adding balance to each piece and creating a beautiful composition in the end. You will use sketching, watercolors, collage, and mixed media as you build your knowledge of this concept. Please bring your brushes, watercolors, and paper and a lunch and drink.

Thursday & Friday
June 13 & 14 | 9am-3pm
Tuition: \$115 | Min 4 / Max 10
Students must have some painting experience.

► **Members, please take a 10% discount off the listed tuition.**



PASTEL PAINTING Becky Harblin

Pastels are likely the least understood painting medium, yet can create the most exquisite works with detail or abstraction. In this class, you'll learn the techniques and nuances of painting with this flexible art form. No previous drawing, painting, or familiarity with pastels is needed, and all materials will be supplied for class. If you have any special photos you'd like to use as a reference, please bring them. Everyone will leave class having created a painting. Pastels can be messy so please wear clothes you don't mind getting a bit messy!


Saturday | June 22 | 11am-3:30pm
Tuition: \$80 | Min 4 / Max 10
Beginner Level



CAPTURING THE ESSENCE OF NATURE: The ABC's of Soft Pastels Greg Trombly

In this three-session course, Greg will introduce you to his ABC method of using soft pastels. You'll be introduced to how the beauty of the different seasons can be captured using this flexible medium. Each day Greg will demonstrate his **ABC** methodology in creating a piece of art—**A**pplying basic drawing skills, **B**locking in color, and **C**reating contrast. After each demonstration you'll work independently, but with individual guidance and instruction. All are invited to attend regardless of experience and painting background. It'll be as easy as learning your ABC's! Greg will provide materials; however, if you prefer to use your own, a suggested list is available on our website.

Wednesday, Thursday, Friday
June 26,27,28 | 1-4 pm
Tuition: \$105 | Min 4 / Max 10
All Levels



YOUR CREATIVE JOURNEY AWAITS! An Interactive Lecture and Roundtable Discussion
Lisa Wagner

Creative practices add balance and contentment to our lives. But it can be difficult to know how or when to begin, or even what to choose as a medium. Maybe you're just not sure what you're "good at" yet, but fear not! Lisa's guidance will help you find your way and give you valuable information that simplifies your new creative journey. Bring a notebook and all of your questions or worries, and let's get you started making the beautiful pieces you were meant to create. The world needs your talent so don't allow it to go to waste anymore! You're worthy of the joy creativity can bring to your life.

Wednesday | June 26 | 9am-noon
Tuition: \$45 | Min 6 / Max 20

HEAVY-TEXTURED ACRYLIC FLORALS
Brenda Maxson

Join us for two hours of fun and learning how to paint with a palette knife to create a heavy-textured sunflower painting. By overlaying the texture, you'll learn how to bring more dimension to your artwork. All supplies to create your painting are supplied including an 8"x10" oval canvas.

Class is offered twice:
 • **Saturday | June 29 | 1-3pm (Sunflowers)**
 • **Saturday | July 13 | 1-3pm (Lilacs)**
Tuition: \$65 | Min 4 / Max 12
Beginner Level / Teen-Adult

► **Members, please take a 10% discount off the listed tuition.**

ST. LAWRENCE SKIFF WATERCOLOR WORKSHOP
Paul Taylor

In this two-day workshop students will paint a St. Lawrence skiff sitting on a ramp, as shown in this reference photo. Although it may appear challenging, Paul will break it down for you in its simplest terms so that you can understand how to approach it in watercolor. By using the approach of layering, the various intricacies of the image will develop. Follow along with Paul step-by-step and you will find this is an interesting painting to create. Students are required to bring their own equipment. A suggested materials list is available upon registration. Please bring lunch and drink.

Thursday & Friday
July 11 & 12 | 9:30am-4:30pm
Tuition: \$155 | Min 5 / Max 10
Intermediate Level

LAND AND RIVERSCAPES: Tasmania, Australia, to Clayton
Nathaniel Hiller

Featured in this summer's exhibition (July 17–August 17), join international artist Nathaniel Hiller as he shares his love of art through his personal techniques and color. Bring your painting gear and get creative as you go on an artistic cultural adventure learning about Tasmania, Australia, and how Nathaniel's painting can inspire you! One hour lunch break from 12 to 1.

Monday | July 15 | 10am-3pm
Tuition: \$80 | Min 4 / Max 10
Some experience necessary

PAINTING & PASTELS



BEGINNER ACRYLIC PAINTING

Dave Dinger

Have you ever thought about learning to paint with acrylics? This class is structured for beginners with minimal or no acrylic painting experience. In this class you'll learn methods that were developed and taught by the late North Country artist, Wilson Bickford. The methods you'll learn are designed to build your confidence and allow you to apply these techniques as you continue to paint on your own. All class participants will leave with a 9" x 12" canvas painting. Please bring three brushes (#1 or #2, small liner, #3 or #4 fan, and #3, #4, or #5 small round). Please bring lunch and drink unless you plan to go out.

Saturday | July 20 | 10am-2:30pm

Tuesday | Sept 24 | 10am-2:30pm

Tuition: \$70 | Min 5 / Max 10

Beginner Level / Teen-Adult

SHOWING REFLECTIVE LIGHT IN WATERCOLOR

Marci Mason

Objects come alive with light. Reflective light from the sun, or even artificial light, is essential to a painting. Light is just as necessary as shadows in making objects dimensional, with both soft light and very intense light needed to get the true effect. Marci will be here for two days teaching about reflective lighting in watercolor. Each day will be a stand-alone class with a different image to work on so you can take one or both days. Day one will focus on a still-life and day two will focus on a landscape painting. You can take one, or both days. Please specify which day or days when registering.

Students, please bring watercolor paper (140 lb. cold press), watercolor brushes, a palette and watercolor paints, table salt, paper towels, a pencil and eraser, and lunch.

Monday and/or Tuesday

July 22 & 23 | 9:30am-4pm

Tuition one day: \$110

Tuition both days: \$150

Min 4 / Max 15

Intermediate Level

WATERCOLOR: HOW TO ADD PEOPLE TO YOUR PAINTINGS

Joan Applebaum

Adding the human figure to a painting instantly adds life and interest. In this 2-day workshop, we'll begin with a few simple exercises to get you used to painting figures and dealing with size and proportion. From there we will work up to adding figures into a simple composition. This is not a figure drawing class or portrait class, but about adding the human element to your watercolor paintings.

Wednesday & Thursday

July 24 & 25 | 1-4 pm

Tuition: \$110 | Min 4 / Max 8

Intermediate Level

► Members, please take a 10% discount off the listed tuition.

WATERCOLOR: ATMOSPHERIC SKIES AND WATER

Joan Applebaum


Make your watercolor painting come alive with dramatic skies and water. In this class you will learn techniques for creating dramatic cloud effects, misty atmosphere, stormy skies and glowing sunsets. Crashing waves, ripples and still water will be covered, as well as tips for dynamic composition which will enhance your painting. Supplies will be provided by the instructor, or you are welcome to bring your own if you prefer.

Tuesday & Wednesday

July 30 & 31 | 1-4 pm

Tuition: \$110 | Min 4 / Max 8

Intermediate Level



**FROM FABRIC TO FASHION:
HANDPAINTED CLOTHING**
Margot Miller

Learn to create wearable art by painting lovely patterns, colors, and textures on clothing! This kind of artwork is great for sarongs, shirts, T-shirts, flowing loose pants, a flowing dress or a yardage that can be sewn later into a garment. You'll learn the techniques for hand painting, fluid wash, botanical prints, and stamping using eco-friendly dyes that are colorfast and washable. The colors you can create can be soft and subtle like summer breezes or the sizzling oranges and pinks of hot summer days. Paint or print cascading florals, animal prints or repeat geometric motifs. Bring clothing or fabric items (100% cotton or linen) that you would like to embellish, and a lunch and drink.

Thursday & Friday
August 1 & 2 | 10am-4pm
Tuition: \$160 | Min 4 / Max 8
All Levels

**OIL PAINTING MADE
EASY AND FUN**
Sue Ashcraft

Oil painting is a rich and versatile medium. While it can be intimidating at first as the paint remains wet longer, this allows you more time to rework the paint. In this two-session class for beginners, you'll learn the basic techniques of oil painting, color mixing, and paint handling as you paint a still-life bicycle scene. You won't be intimidated by oils after you've taken this class! All supplies will be provided to complete your painting.

Monday & Tuesday
August 5 & 6 | 9am-4pm
Tuition: \$115 | Min 6 / Max 10

**PUSHING ARTISTIC
BOUNDARIES**
Lisa Wagner

If you want to push your artwork into a new and exciting realm with more enticing visual effects, this class will show you how to break some "artistic rules" and accomplish that. Using things like hyper perspective, color stories, and centered focal points, you can make your work more interesting and dynamic for your audience.

Students, please bring a ruler, pencils, an eraser, a sketchbook, watercolor paper, and a watercolor palette.

Wednesdays | August 7 & 14
9am-noon each day
Tuition: \$85 | Min 4 / Max 10
Intermediate Level

► **Members, please take a 10% discount off the listed tuition.**

**THE LIGHT ON ROCK
ISLAND WATERCOLOR
WORKSHOP**
Paul Taylor

In this two-day workshop, students will paint a scene from Rock Island based on the reference photo. By using the approach of layering, Paul will show you how to develop the piece from start to finish. There will be some drawing required to construct the lighthouse, but Paul has some tips to help you create it accurately.

Students are required to bring their own equipment. A suggested materials list is available upon registration. Please bring lunch and a drink.

Thursday & Friday
August 15 & 16 | 9:30am-4:30pm
Tuition: \$115 | Min 5 / Max 10
Intermediate Level

PAINTING & PASTELS



CREATING A BODY OF WORK
Lisa Wagner

Have you always wanted to create a cohesive body of work, yet weren't sure how or where to begin. Lisa will walk you through how to select your theme and create a story with your work. Using your preferred medium, Lisa will help you find your voice and translate it into bodies of work that can be the starting point for future pieces to add to your completed in-class work. Bring a notebook, sketchbook and some reference photos of your own that have been calling to you. Lisa will involve the group for brainstorming and being one-another's support team.

Class will be held at Lisa's studio on Wellesley Island.

Monday, Tuesday, Wednesday, Thursday | August 19,20,21,22
9am-noon each day

Tuition: \$115 | Min 4 / Max 8
 Intermediate Level



FURNITURE REPURPOSING, COTTAGE-STYLE
Margot Miller

Do you have an old piece of furniture tucked away in the corner of the cottage, boathouse, or garage—one that's worth saving, but just needs some TLC? Let cottage-style and the river landscape inspire your creative explorations. Transform your furniture with textures, patterns, and colors to create a work of art. Experiment with faux finishes, hand painting, leaf prints, resists, and finishing techniques. You'll learn the tips and tricks of glazing for the "sun-soaked" yellows of Provence and Tuscany, the "tea-stained" battered look of vintage charm, and the cool "whitewash" of shabby chic. Add buttons and bows for the "Mackenzie-Childs" look or a mosaic for a new tabletop...all ideal for the wide porches of the St. Lawrence. Bring in a piece of furniture and turn it into a work of art to match the Cottage-Style Floor Mat course!

Tuesday & Wednesday
August 27 & 28 | 10am-4pm

Tuition: \$160 | Min 4 / Max 8
 All Levels



PLANNING YOUR PAINTING FOR WATERCOLOR
Paul Taylor

The creation of a painting is an individual process. It's similar to a roadmap, with several things to consider along the way. Within the planning and painting processes, it's best to learn and then hone a few things at a time. This approach will advance your work immensely. While it takes discipline, you still must allow your natural flow to get paint to paper and tell the story. You'll work on your own painting, beginning with a "value pattern" sketch and follow through to a finished piece with Paul's assistance. Please bring a sketchbook, pencils, reference photos, your painting supplies, and 140 lb. Arches Watercolor paper 30"x22" sheets and a lunch and drink.

Thursday & Friday
September 12 & 13 | 9:30am-4:30pm

Tuition: \$155 | Min 5 / Max 10
 Advanced Level / Drawing skills are required.



UKRAINIAN PYSANKY EGGS
Katie St. Laurent

Learn about the beautiful art of pysanky, a Ukrainian Easter egg tradition, decorated using beeswax and dyes. Melted wax is applied with a stylus, or kistka, and colors are layered onto the egg moving from lightest to darkest. At the end of the process, the accumulated wax is melted off, revealing your finished design! Eggs and all materials will be provided.

Saturday | August 24 | 10am-1pm
Tuition: \$60 | Min 5 / Max 12

► **Members, please take a 10% discount off the listed tuition.**

OTHER



PIGGY BANK GLAZING AND SLIP CAST PROCESS

Ashley Kark

This beginner class will demonstrate the process of pouring liquid clay (slip) into plaster molds to create castings of different forms. After the demo and a short ceramics overview, you will receive your pre-selected slip-casted animal coin bank (pig, snail, or turtle) and paint on underglazes to your desired colors and design. Finished coin banks will be available 3-4 days after class for pickup.

Class is offered twice:

• **Friday | June 14 | 3-5pm**

• **Wednesday | Sept 11 | 3-5pm**

Tuition: \$70 includes glazes & firing
Min 4 / Max 10

Beginner / Teen-Adult

► **Members, please take a 10% discount off the listed tuition.**



RAKU VESSEL CONSTRUCTION AND FIRING

Kathy Morris

Raku is a centuries old pottery glazing and firing process which generally produces a lustrous, often metallic, finish. In this three-day class, you'll create your own pieces to fire using special raku clay, glaze your bisque fired pieces the following week, then come and enjoy the firing process on the third day of class. TIAC's raku firing experience is designed to give you a feel for this ancient art.

Workshop is offered twice:

• **Mondays | July 8,15,22 | 1-4pm**

• **Mondays | Aug 12,19,26 | 1-4pm**

Tuition: \$150 | Min 3 / Max 6



POTTERY LESSONS Kathy Morris

Are you interested in learning the basics of creating on the wheel or handbuilding? Are you a potter with experience and want to develop your skills or learn a specific technique? Or perhaps you are looking for an introduction to clay.

- Make an appointment for a class designed to meet your skill level and objectives.
- Classes available Monday through Sunday and are designed to fit your schedule.
- Call the Pottery Studio directly to make an appointment at **(315) 686-4123, x205**.
- Tuition covers instruction, clay, glazes, and firing fees. Tuition is per person.

Please call our Studio Potter, Kathy Morris, to schedule your session for any of the following:

• **THE CLAY EXPERIENCE (2 hours) Tuition: \$65**

In the Clay Experience, you will learn the basics of throwing on the pottery wheel and create three pots. You will select your best pot and add some decorations which we will process and fire. One pot kept is included in the class, additional pots kept are \$5 each. You can choose a glaze for your pot from a selection of studio glazes. Completed work takes at least two weeks to process before you can pick it up. If you are from out of town and would like us to ship your pots, we can also arrange shipping for a fee.

• **FUNDAMENTALS OF WHEEL THROWING (6 hours) Tuition: \$125**

This 3-day/6-hour class will take you through the entire process—throwing, trimming, and glazing—and is designed for individuals who want to learn basic skills.

• **WHEEL TECHNIQUES (12 hours) Tuition: \$225**

This class is designed for experienced individuals who want to explore a variety of forms as well as sharpen both wheel-throwing skills and handbuilding techniques.


• **STUDIO POTTER (30 hours) Tuition: \$500**

This class is designed for the serious potter and will focus on control and consistency of wheel thrown forms, hand-building techniques, and glaze development.

POTTERY

“The pottery studio is very organized, easy to access, and provides all the necessary tools to inspire anyone’s pottery creativity.”

— Jane from Cary, NC



You can also register online for any of the following scheduled classes:

• POTTERY WHEEL AND HANDBUILDING (Six sessions) Tuition: \$225

Fridays / 1-3pm (once a week for six weeks)

- April 12–May 17
- May 31–July 5
- July 19–August 23

Tuesdays & Thursdays / 6-8pm (twice a week for three weeks–six sessions total)

- April 16–May 2
- May 14–May 30

These classes are designed for students who are new to the pottery studio and also for those who may have some experience and want to get reacquainted. Weeks 1-5 will be focused on creating work and experimenting with forms and finishing techniques. The last class will be devoted to glazing. Work can be picked up 2-3 weeks from the last class.

Choose day or evening classes from the selections above.

POTTERY STUDIO PASSES:

- Twelve sessions: \$90
- Six sessions: \$60
- Single session: \$20

CLAY AND FIRING COSTS:

- Clay: One 25# bag \$35 (includes glaze cost)
- Firing Fees: Bisque (cone 04) and glaze (cone 6) are charged at \$0.04/cubic inch (Height x Width x Length)

TIAC’s pottery studio offers six pottery wheels, a slab roller, extruder, a variety of hand tools, several glaze options, two kilns, space for handbuilding and sculpture, and clay that can be purchased at the studio. We can also special-order clay for you.

Our studio is brightly lit and is a friendly, creative atmosphere to learn, work, and play on all your clay projects!

The pottery studio is available for private parties, birthday parties, “mom & me” lessons, and team-building sessions, just to name a few.

CAMP #1: GAME ON!

Nicky Badour

July 8-12 / Player one ready? Join us this week as we explore the artistic world of video games. But instead of a game controller we are using our paintbrushes. Minecraft inspired self-portraits, Fire flower paintings, Yoshi watercolors, Tetris puzzle cubes, pixel art, and Pacman mazes are in store for creative minds this week!

CAMP #2: A FEW OF MY FAVORITE THINGS

Nicky Badour

July 15-19 / Do you have a favorite food? I LOVE tacos! Join us this week as we create art from our favorite things. Food art sculptures, musical instrument collages, stuffed animal pastel drawings, colorful paintings and more. I’m looking forward to hearing all about your favorite things!

PLEASE NOTE:

Kids Summer Camps are held Monday through Friday, 9am–noon

Tuition: \$170

Ages 5-10 | Min 5 / Max 12

Classes will be held at Christ Episcopal Church, 235 John Street, Clayton.

► **Members, please take a 10% discount off the listed tuition.**

KIDS CAMPS



CAMP #3: IN THE GOOD OL' SUMMERTIME

Jackie Maloney

July 22-26 / Who makes ice cream, weaves potholders, paints on rocks, or makes pompoms with colorful yarn anymore? We do! Come and have fun in the good ol' summertime with traditional crafts, games and stories.

CAMP #4: WIZARD WANDS, MAGIC JARS, DRAGONS, AND FAIRIES

Maria VanPelt

July 29-August 2 / This week at camp will be mystical and magical. You'll draw dragons that breathe fire, make potion jar recipes, create fairy crowns, and build wizard wands in our magical little kingdom of fun!

CAMP #5: ALL THINGS 1000 ISLANDS

Nicky Badour

August 5-9 / Join us this week for River-themed art activities stretching from Tibbett's Point Lighthouse to the beautiful Boldt Castle. River collages, sunset mosaics, cardboard relief lighthouses, fish paintings, and marbled paper islands to name a few—all inspired by the beautiful Thousand Islands!

CAMP #6: RAINBOWS, BUBBLE GUM, GUM BALLS, AND BUBBLES

Maria VanPelt


August 12-16 / Chewing gum and blowing bubbles will never be the same! This week we will be drawing gum portraits, blowing rainbow bubbles, and painting gumball machines, to name a few. Oh, and probably chewing gum, too!

Funding for TIAC's Youth Programming is made possible in part through the generosity of the Leonard C. and Mildred F. Ferguson Foundation.

► **Members, please take a 10% discount off the listed tuition.**

Scholarships are available for all youth programs. Please contact TIAC for info.

KIDS CAMPS



CAMP #7: UNDER THE BIG TOP

Nicky Badour

August 19-23 / A week of arts "under the big top" with a fun circus theme is what we have planned. Cotton candy paintings, trapeze artist portraits, balloon dog pastel drawings, cardboard carnival games and magic paper cubes will be some fun prizes for the creative artists who join us!

CAMP #8: FIBER FUN!

Pat DeStefanis & Annie DeStefanis

August 26-30 / In this class, we'll do all of our projects with yarn! We'll explore the world of fiber arts, including weaving, braiding, dream catchers, God's eyes, and much more. We'll have many yarn colors to choose from, and you'll go home with some great projects and new hobbies!

JIMINY CRICKET!

Jerry Laffer

This year's wooden project focuses on the cricket, that cute little insect you see and hear in the summer months. The wooden parts will be cut out, and kids will learn how to sand and assemble each component to create their cricket, complete with wheels. Once assembled, make the cricket your own with paints and other embellishments!

Monday | June 24 | 10-11:30am

Tuition: \$25 | Min 3 / Max 5

Ages 5-8

► **Members, please take a 10% discount off the listed tuition.**



TIAC offers an After School Arts program for area school children in Grades K-8 during the school year.

SUE DeLEARIE ADAIR, SAA, AWA, Schenectady, NY, is a long-time birder who teaches classes centered on her favorite subject matter—wild birds and small mammals. She creates graphite and mixed media drawings using various combinations of watercolor, colored and graphite pencils. Sue's work is selected annually for national and international exhibitions.

JOAN APPLEBAUM is a visual artist and instructor specializing in landscape and nature themes. Her inspiration comes from the woodlands and waterways of the North Country and Coastal Delaware. Her paintings have been exhibited throughout New York State, Delaware and Maryland, and are in collections throughout the US and abroad.

SUE ASHCRAFT has been painting for over 25 years and teaching for 23 of those years. She started by learning Tole painting with acrylics and later expanded into teaching fine art in acrylic, oil, and pen and ink mediums.

NICKY BADOUR earned her MS in Art Education from Syracuse University. She and her family live in Clayton, and she is the high school art teacher at Thousand Islands Central School where she teaches classes in drawing and painting, traditional and digital photography, studio art, ceramics, sculpture, crafts, and interior design.

SUSAN BERRY has been a glass artist for over 40 years and is the owner of Jagged Glass LLC. She has worked with many aspects of the glass medium and continues to explore new techniques and methods. Susan is a fourth-generation River Rat, spending her summers at her glass studio on Bartlett Point in Clayton.

SHARON BOTTLE SOUVA is an artist who works with fabric. Growing up on a farm brought about an intimate relationship with the natural world. Sharon's art

incorporates a sense of realism edged with minimalism to translate the simplicity of nature into her designs. Bottle Souva holds a Master of Arts Degree.

HARRIET BURRIS is a retired physician and native of Alexandria Bay. She has been knitting for 55 years and weaving for 35 years, fueling her love affair with structure, pattern, fiber and color. She is passionate about sharing mind-blowing possibilities and passing on practical, usable skills. She is a TIAC Wednesday Weaver and Trustee, and an associate of Bay House Artisans.

MARTHA CLINE is from Hammond, NY, and is an eclectic arts and crafter. She finds inspiration all around and likes to experiment with new creative ideas. Martha's textile and watercolor work has been displayed in galleries in Iowa, Montana, and New York.

HELEN CONDON has been braiding rugs for over 60 years and is the sole proprietor and designer of Adirondack Rug Braiding. She has taught at TIAC, TAUNY in Canton, Great Camp Sagamore, VIEW in Old Forge, Schoharie River Center, and in her Parishville studio. You can see Helen's work at <http://adirondackrugbraiding.com>.

ANNIE DESTEFANIS is originally from Pittsburgh, PA, where she earned a B.A. in Fine Arts at Carnegie-Mellon. She went on to achieve a B.A. in Elementary Education and a J.D. in Law at Duquesne University. Annie served as an attorney in Colorado and finished up her career teaching Kindergarten. She continues working with young children as a substitute teacher.

PAT DESTEFANIS is a graduate of Cornell University and enjoyed a 39-year teaching career before retiring from the school system. She also raised sheep and operated a wool and weaving business which is when she developed her skill and love of weaving. Pat belongs to TIAC's group of Wednesday Weavers.

KELLY DIAMOND is the owner of Metal Morphosis Jewelry Studio in Syracuse, NY, and has been sharing her love of jewelry-making with students for over 10 years. She has a special fondness for beginners and a curious habit of transforming unsuspecting people into jewelry addicts.

DAVE DINGER has been drawing all of his life, but developed a love of painting after taking classes with the late Wilson Bickford. While Dave prefers acrylics, he continues to follow Wilson's style and direction in his painting and teaching. Dave's work has been in galleries in New York and Florida, including at TIAC.

LAUREN EVANS is a retired high school art teacher and local artist with lifelong experience in various mediums. She later developed a keen interest in fiber arts and handcrafts which seemed to naturally lead her to chair caning. Lauren takes great pride in her craftsmanship and is always striving for a perfect finished product.

BONNIE GRANT and TANYA SPICER are sisters who retired from the daily grind and discovered that creating things was very gratifying and also a great way to spend time together. Over the years they've taken many classes in metal and beadwork to enhance their craft, and now share their skills with others throughout the North Country. Both sisters live in St. Lawrence County and are artist members at The Gallery at Lake St. Lawrence Arts in Waddington, NY.

BARBARA GREEN owns and operates Adirondack Green House Basketry, which represents her love of the Adirondacks, her passion for basket weaving, and her family name. She found her niche in basket weaving when she took an Adirondack Pack Basket class in 2007, and she's been hooked ever since. Barbara continues to work at improving her craft and takes great pleasure in teaching it to others.

SUSAN HALDEMAN has a true love for textiles. After 30 years of working in the textile art industry, she continues to explore traditional and sustainable ways to incorporate texture, pattern, and color with natural fibers. Susan gains inspiration from the people in her life, the natural world, teaching, and from her wild obsession with antique fabrics and objects. She is thrilled to live in Northern New York where she has an endless supply of materials growing outside of her back door. Susan's work can be seen at www.susanhaldemanstudio.com.

BECKY HARBLIN majored in art at San Diego State University. She went on to work at the New Yorker magazine and several other newspapers and trade publications. Becky currently lives in upstate New York, is a published author, and is actively painting, writing, sculpting, and exploring photography. Her work has been in juried shows across the United States and was in a European Pastel Association Exhibition.

NATHANIEL HILLER is a Tasmanian landscape artist who loves to explore color and light, depth and movement, as well as nature's abstractions. He loves the outdoors, and finds that painting is his way of reliving and exploring the outdoor experience. He loves to experiment with how detail can work with looser styles to create an overall impression.

ROBIN HOFFMAN has been knitting since she was 12 years old. She finds it to be a form of relaxation and loves to share this rewarding craft with anyone willing to pick up a pair of sticks. Robin lives in Clayton and serves on the Board of Directors for the Thousand Islands Land Trust.

ANN JOHNSON-KAISER is retired from a long career in county and city governments in downstate New York. She is an active member and volunteer at the Arts Center and divides her time between

INSTRUCTOR BIOS

Clayton and Sackets Harbor. She has been making personalized cards and gift boxes for friends and family for many years.

ASHLEY RAE KARK has over a decade of ceramics experience and has worked in several studios across New York and New Jersey. Initially focused on functional wheel pottery, she has been exploring more hand building and, since the acquisition of a 300-piece plaster mold collection — slip casting.

PENNY KRING has owned and operated Heath Photography for 35 years. She got interested in barn quilts through the Iva Smith Memorial Gallery and the Hammond Barn Quilt Trail, seeing how they added so much beauty to the scenery. Penny has been painting barn quilts for a number of years and has several commissioned pieces hanging on North Country barns.

JERRY LAFFER is a retired pediatric dentist from Manlius, NY, who has focused his energies and honed his skills in woodworking at the Arrowmont School of Arts and Crafts. He is the creator of Jerry's Scoops, finely crafted, hand-turned wood and brass ice cream scoops.

JACQUELINE MALONEY lives in Watertown, NY, and is a retired third-grade teacher. She fondly remembers how much fun she had creating things as a kid, so in her retired life, she enjoys sharing that joy.

MARCI EVANCHO MASON is a seasoned watercolorist from the Pittsburgh suburb of Turtle Creek. She is a school art teacher and has been a watercolor instructor for over 30 years. Her paintings can be found in corporate and private collections and she welcomes commissions of all kinds. Marci describes herself as somewhat of a rebel watercolorist, not following the written rules, but always managing to achieve what she attempts.

BRENDA MAXSON has been a professional artist for seven years. Her tactile tendency leans well into the heavy-textured (sculpted) painting that has become her favorite pastime. Brenda's work has been featured in shops and juried exhibitions around New York State, as well as in the Xanadu Art Gallery Catalogue in Scottsdale, AZ.

MARGOT MILLER is an Ontario College of Art and Design graduate and has been a lecturer and instructor at Sheridan College, St. Lawrence College, Queen's University, and Fleming College. She has traveled extensively in Southeast Asia and worked in India for a Canadian Company as a designer. Margo designs and sells her painted clothing, floor cloths, and furniture from her studio in Rockport, ONT, and has exhibited her work in numerous galleries. Her work can be seen at www.margotmiller-summerhouse.com.

KATHLEEN MORRIS developed a love for ceramics when she met internationally known ceramicists Otto and Vivika Heino. She earned her BA in Art at Kean College with a concentration in ceramics and photography and went on to teach in both disciplines at the Lakeland School in Chester, NJ. She also studied at the Tuscarora Pottery School in Tuscarora, NV, and Scuola d'Art Ceramica in Deruta, Italy. Kathy is the staff potter at TIAC and a member of the Fibonacci Art Gallery in Watertown, NY.

DEDE NASH fell in love with knitting 14 years ago after watching a good friend knit a baby hat in one sitting. With so many beautiful yarns available today, she finds every project new and exciting. Dede lives in Clayton and is a member of the Clayton Community Band.

JULIA PITTS is a local fiber artist who has been exploring the many types and uses of fibers for much of her life. Aside from her love of fiber, she has a passion for animals and enjoys many types of 2D art as well. She hopes to someday raise her own flock of fiber animals.

MITCHELL PRICE has been teaching art for over nine years all over the world. He was trained classically in Florence, Italy, where he spent an additional seven years teaching an international student body in drawing, painting, sculpture, and human anatomy. Examples of his work can be found at www.mhpart.com.

LINDA SCHERZ has been weaving baskets for over 30 years. Her love for weaving led her into designing, teaching, exhibitions and juried shows, winning numerous awards for her baskets. Known for her intricate patterns, eye for color and incorporating different materials in her designs, Linda teaches throughout the United States for various guilds, conferences, art centers and organizations.

CHERYL SIMEONE is a retired NYS certified art teacher and an award-winning artist in drawing and painting. She is a member of three regional art galleries, and while painting in oils is her passion, jewelry making is a relaxing sideline. Cheryl balances her jewelry making with plein air painting competitions in the summer and studio work.

ANNMARIE SIMMONS is a retired elementary and special education teacher from Clayton. She is committed to lifelong learning which led her to the Arts Center and her first weaving class. AnnMarie is now an enthusiastic Wednesday Weaver and weaving instructor at TIAC, as well as a member of Northern Blend Chorus.

SARAH ELLEN SMITH is a North Country native and resident of Clayton, NY. An artist all her life, she is a glass bead maker, jeweler, photographer, painter, mosaic artist, journalist, and teacher. For 11 years she collaborated with John Arnot at St. Lawrence Pottery. You can see Sarah's work at www.sarahellensmithartist.com.

KATIE ST. LAURENT was ten years old when she learned the art of pysanky from her grandmother. Many years later, she began practicing it on her own and has been making pysanky for almost 20 years now. She is a librarian, a triathlete, and an animal lover who lives in Watertown with her husband and their little zoo.

PAUL ALLEN TAYLOR is a professional watercolor painter from Rochester, NY, who is recognized for his unique use of color and impressionistic style. He is a respected teacher and workshop instructor and has developed a following of students who find his style very approachable and highly-skilled. You can see Paul's work at www.paulallentaylor.com.

AMANDA THRASHER has been sewing for over 20 years. She worked in a professional costume shop, designing and creating costumes for the stage, and now owns her own sewing and alterations business.

GREG TROMBLY has been working with soft pastels for over 35 years, continually working at improving his technique and skill in the medium. He has earned numerous awards at juried art exhibitions and held workshops throughout New York State and California. His work can be found in private collections throughout the United States.

MARIA VANPELT is currently a teacher at LaFargeville Central School and has been helping kids discover their creative potential for over 18 years. Maria completed her undergraduate coursework at the Fashion Institute of Technology in New York City, followed by an M.Ed. from SUNY Potsdam.

LISA WAGNER is a watercolor, acrylic, and collage artist who has been painting and teaching for 29 years. She has been a full-time artist in the last 11 years, with her work being showcased in several local, national, and international exhibitions. Lisa lives on Wellesley Island, and you can see her work at www.lisawagnerart.com.



**WE WILL MAKE
YOUR PRINTING OR
PROMOTIONAL WORK
LOOK THIS GOOD.**



EASTWOOD LITHO

315-437-2626

WWW.EASTWOODLITHO.COM



Carrying On A Family Tradition Since 1946

**Furniture • ACE Paint
Hardware • Housewares
Plumbing • Electrical**



**435 Riverside Drive, Clayton
(315) 686-5222 • reinmans.com**



porch
& paddle

est. 2000

LET US HELP YOU FURNISH
YOUR HOME...

- CUSTOM ORDER FURNITURE, RUGS, AND LIGHTING
- BENCH CRAFTED IN NC UPHOLSTERY FROM CR LAINE
- HANDMADE IN THE USA HARDWOOD FURNITURE FROM GAT CREEK
- WOVEN OUTDOOR FURNITURE FROM MI BY LLOYD FLANDERS
- LOCALLY SOURCED AND BUILT TABLES FROM TWO RIVERS WOODWORK
- RUGS AND BEDDING BY DASH & ALBERT AND PINECONE HILL
- LIGHTING BY HUDSON VALLEY LIGHTING
- AND MORE!



236 JAMES STREET, CLAYTON NY • WWW.PORCHANDPADDLE.COM



Your Gateway to Thousand
Island Living Begins Here.




Robin Lucas

ASSOCIATE
BROKER

315.430.9729

FOURSEASONSSIR.COM

Each Office Is Independently
Owned And Operated.



RON YOUNGS, OWNER

212 WILLIAM STREET
CAPE VINCENT, NY 13618
TEL: 315-654-2376

Thirty years experience in Electrical & Construction
Fully Insured

Thousand Islands Sun
Your Hometown Newspaper

Rt. 12 Alexandria Bay
315-482-2581
tisun@gisco.net

KELLOGG & KELLOGG, LLP

ATTORNEYS AT LAW

RAFFERTY E. KELLOGG, ESQ.
RAFFERTY@KELLOGGLEGAL.COM

519 RIVERSIDE DRIVE
CLAYTON, NY 13624

315-686-3740
WWW.KELLOGGLEGAL.COM



THE IVY RESTAURANT

The 1000 Islands' Best – Kept Secret

613.659.2486 – www.ivyleaclub.ca

61 Shipman's Point Lane, Lansdowne, On.

Shur
Fine
CLAYTON
503 State Street



ONE STOP SHOPPING CENTER
FRESH MEATS | FRESH PRODUCE | FULL LINE DELI & BAKERY
FREE DOCK PICK-UP AND RETURN | VALERO GASOLINE
686-3601 VISA DISCOVER



TAYLORED ARCH
Taylored Architecture PLLC

315.399.8936
www.tayloredarch.com

Angel Rock 
WATERFRONT COTTAGES & VACATION HOMES



*Upscale Accommodations
Directly on the River!*

*1, 2 & 3 Bedroom Cottages
2 & 5 Bedroom Vacation Homes*

Heated Inground Pool • Air Conditioned • Free Cable TV
Free WiFi • Dockage • Canoe & Kayak Rentals • Fishing Pier
Outdoor Rec Area With Playground, Shuffleboard & Volleyball
Host Your Next Event or Wedding In The Barn at Angel Rock!

Open Year Round

34311 NYS Rte 12E, Cape Vincent, NY 13618
(315) 654-2495 stay@angelrock.com

*Virtual Tours &
Online Reservations Available at*
AngelRock.com

Wellesley Island Grown
Certified Organic

CROSS ISLAND FARMS



www.crossislandfarms.com



THE HOME-SCALE FOREST GARDEN
How to Plan, Plant, and Tend a Resilient Edible Landscape



The Enchanted Edible Forest
Wellesley Island, New York
U-pick • Tours • Talks • Consults



O'BRIENS

RESTAURANT & BAR

226 Webb St. Clayton | 315-686-1110



SERVING LUNCH & DINNER
DINE-IN | TAKE OUT • LATE NIGHT MENU
CATERING • LIVE ENTERTAINMENT



obriensclayton.com



221 John Street
Clayton, New York 13624

315.686.3111



www.CerowAgency.com



DOWNTOWN TASTING ROOM

514 RIVERSIDE DRIVE | CLAYTON, NY 13624



DISTILLERY EXPERIENCE

COME SEE WHERE THE MAGIC HAPPENS
38289 NYS ROUTE 12E | CLAYTON, NY 13624



Proud sponsor of the
Thousand Islands Arts Center

RBC Wealth Management

19485 U.S. Route 11 | Watertown, NY 13601

us.rbcwm.com/watertown



© 2023 RBC Wealth Management, a division of RBC Capital Markets, LLC, registered investment adviser and Member NYSE/FINRA/SIPC. 23-WO-03150 (11/23)

DO YOU HATE GOING TO THE DENTIST?

Treat Yourself & Your Family To
Comfortable, Safe, & Anxiety-Free Dental Care In Our Office



Scott LaClair, DDS
Chelsea Eppolito, DDS

*Committed to improving the patient experience with
cutting-edge technology and compassionate care!*



315-686-5142

775 Graves Street, Clayton
claytondentaloffice.com

Connecting you to the Beauty of the North Country

WATERTOWN



DAILY TIMES



Call 315-782-1012 to subscribe and be connected



EagleShoppe

"CLASSICS FOR A NEW GENERATION"

527 Riverside Drive, Clayton, NY www.eagleshoppe.com



Watertown Savings Bank



**EXPERIENCE
THE SUPERIOR WAY
TO MORTGAGE**



BLACK HORSE CONSTRUCTION GROUP

Design-Build Contractor • Preconstruction Consulting • Project Management
Commercial, Educational, Industrial and Infrastructure Construction

*A NYS DOT- DBE Specializing in NYS DOT Road Work to Include:
Concrete Curbing, Sidewalks, Stamped Concrete, Slip-Form Curbing*



Certified
Women-Owned
Business Enterprise

blackhorsegroup.us

800 Starbuck Ave, Suite 100AB, Watertown, NY 13601
P: 315.755.1213 • F: 315.681.6599



Crowley & Halloran, CPAs, P.C.
Certified Public Accountants, Auditors, and Consultants

215 Washington Street, Suite 100
Watertown, NY 13601

Phone: (315) 788-3140
Fax: (315) 782-5321

www.crowleyhalloran.com
Email us at info@crowleyhalloran.com



Floors
Walls
Windows

Reinman's Decorating Center

(315) 686-2636

528 Riverside Dr.
Clayton, N.Y. 13624



Restaurant, Lounge & Motel
Now With Outdoor Dining

*Where People Come For
Great Food & Good Times!*

126 State Street, Clayton NY 13624
For Information and Reservations...
Please Call 686-3842 ~ April - October
clipperinn.com



River Hospital

Safe harbor for your health.

SERVICES OFFERED:

- CARDIOPULMONARY
- EMERGENCY ROOM
- FAMILY HEALTH CLINIC
- IMAGING SERVICES
- WOMENS HEALTH
- PHYSICAL THERAPY
- SURGICAL SERVICES
- LABORATORY SERVICES
- SWING BED
- SPECIALTY SERVICES
- BEHAVIORIAL HEALTH
- CONVENIENT CARE



4 Fuller Street
Alex Bay NY 13607



315-482-2511



www.riverhospital.com

LET US TAKE CARE OF YOUR HEALTH

1000 Islands River Rat Cheese

242 James Street, Clayton New York
315.686.2480



Home of the Squeaky Cheese Curds!

Available in Plain & Assorted Flavors

Mild to 16 year old aged cheddar,
flavored cheese & much more!

Stop into our specialty shop or shop online

www.riverratcheese.net

Open 7 days a week

The Little Book Store



Books - Gifts - Cards

415 Riverside Drive,
Clayton, NY 13624
315-777-7417

Bring this in for 10% off your purchase

Seams Like New

Amanda Thrasher
Seamstress
Depauville, NY

(315) 216-7593

amanda@seams-like-new.com

<https://www.facebook.com/seamslikenewNY>



Lucianne Lanzione LaPierre

Owner
Email: info@carrierbay.com

PO Box 221
Clayton, NY 13624
Office: 315.921.1891
Fax: 888.511.0497



1000 Islands Cruet

Enid Moore-Owner
226 James St., Clayton, NY 13624

315-767-1064

website: thecruet.com
email: thecruet@gmail.com



FRENCH CREEK MARINA & CAMPGROUND

• COMPLETE MARINE SERVICES •

Certified Mechanics • Diesel Specialist • Machine Shop
Volvo • Yanmar • Westerbeke • Launch Ramp
Dock Rental • Guaranteed Service

LARGEST PARTS & PROP INVENTORY IN THE NORTH COUNTRY

• FULL SERVICE CAMPGROUND •

Cottage Community Coming Soon! Call for details!
NEW Covered Floating Docks Available!
Boat Storage

• SUMMER HOURS 8 AM-5 PM 7 DAYS / WEEK

250 Wahl Street, Clayton NY 13624 • 315.686.3621 • frenchcreekmarina.com

FRENCH BAY & ISLANDER MARINAS



530 THERESA STREET, CLAYTON
(ADJACENT TO THE ANTIQUE BOAT MUSEUM CAMPUS)

RESERVE TODAY! SLIPS ARE LIMITED!

- COVERED SLIPS AND NEW SLIP RENTALS UP TO 50' ALL SLIPS INCLUDE POWER, WATER AND WIFI COURTESY LOUNGES
- SECURITY SYSTEM
- FULL MARINE SERVICES
- INDOOR AND OUTDOOR WINTER STORAGE
- BOAT BROKERAGE
- ACCOMMODATIONS AVAILABLE
- OPEN YEAR-ROUND



LOCATED WITHIN WALKING DISTANCE OF RESTAURANTS, SHOPS, MUSEUMS, AND PARKS IN HISTORIC CLAYTON LAST BUT NOT LEAST....AWARD WINNING SUNSETS!


WWW.FRENCHBAY.COM

For Dinner, Drinks or a Relaxing Getaway...
EXPERIENCE THE TRADITION
of the 1000 Islands in Luxury.



- » 105 Deluxe Guest Rooms & Suites
- » Seaway Grille & 1000 Islands Bar
- » Riverside Patio
- » Grand Ballroom & Conference Center
- » Indoor Swimming Pool & Jacuzzi
- » State-of-the-art Fitness Center
- » Concierge Services & Business Center
- » Destination Weddings!

Harbor Hotel
1000 ISLANDS • CLAYTON



200 Riverside Drive • Clayton, New York
315-686-1100 • www.1000islandsharborhotel.com



▶ Join or renew online at TIArtsCenter.org. ▼ Or fill out the form below.



BE A PART OF OUR GROWTH

- TIAC is not just about bricks and mortar; it's about transforming lives through art and education. With expanded exhibition space, weaving and pottery studios, and art classrooms, we will be able to reach more people than ever before, inspiring creativity and fostering a deeper appreciation for the arts.
- We aim to create a vibrant cultural hub that not only showcases our world-class handweaving collection but also expands our capacity to serve the community through enhanced programming and accessibility.
- Located in the picturesque village of Clayton, NY, the Thousand Islands Arts Center stands as a beacon of cultural enrichment and artistic expression. For over half a century, it has been the heart of the community, offering diverse exhibitions and educational opportunities to residents and visitors alike.

YOUR MEMBERSHIP MATTERS

SUPPORT TIAC

Yes, I would like to support the TIAC!

New Renewal Upgrade

Sign me up at the following level of support:

\$50+ ~ *Individual*

\$100+ ~ *Family*

\$150+ ~ *Potters Circle*

\$250+ ~ *Artists Circle*

\$500+ ~ *Curators Circle*

\$1,000+ ~ *Weavers Circle*

\$2,500+ ~ *Emily Post Founders Circle*

\$5,000+ ~ *Sonja Wahl Society*



CONTACT INFORMATION (please print clearly)

Name (as you would like it listed): _____

E-mail Address: _____

Summer Address: _____ Dates: _____

City: _____ State: _____ Zip Code: _____

Phone: _____ Cell: _____

Winter Address: _____ Dates: _____

City: _____ State: _____ Zip Code: _____

Phone: _____

FORM OF PAYMENT

Enclosed is a check in the amount of \$ _____ payable to **T.I. Arts Center**.

Or charge to (check one) Visa MasterCard Discover American Express

\$ _____ Card # _____ Exp. Date _____ Sec. Code # _____

Signature _____

Membership is valid for one year from the month purchased. The Arts Center is a non-profit 501(c)(3).



2024 Summer Programs & Events

Visit abm.org for the Education Programming
Schedule & Events Calendar

Ride the River...Take a Speedboat Ride!
100+ Boats on Display • Shop The Museum Store
Guided Walking Tour of Historic Houseboat



ANTIQUE BOAT MUSEUM

750 Mary St, Clayton • 315.686.4104
abm.org • Open May-October





TASTING ROOM

421 RIVERSIDE DR
CLAYTON, NY 13624

321 HOWK ST
WATERTOWN, NY 13601

PRESENT THIS AD FOR 1
FREE TASTING!

*NO CASH VALUE. CAN NOT BE COMBINED WITH ANY OTHER OFFERS. OFFER EXPIRES DECEMBER 31, 2024

garlandcitybw.com



REGISTRATION FORM

You can also register online at TIArtsCenter.org.

Name _____ Parent's Name (if child is under 18) _____

Address _____ State _____ Zip Code _____

Contact Phone # _____ Email Address _____

Class name _____ Class name _____

Day, Time, and Dates _____ Day, Time, and Dates _____

\$ _____ \$ _____
Tuition Tuition

Do you require handicapped access?

PAYMENT INFORMATION:

TUITION TOTAL \$ _____

MEMBERSHIP DISCOUNT (10%) - \$ _____

TOTAL AMOUNT ENCLOSED \$ _____

■ Please make **CHECK** payable to: **T.I. Arts Center**.

■ Or **CHARGE** (check one): MasterCard Visa American Express Discover

CC# _____ Exp. Date _____ Sec. Code # _____

Signature _____

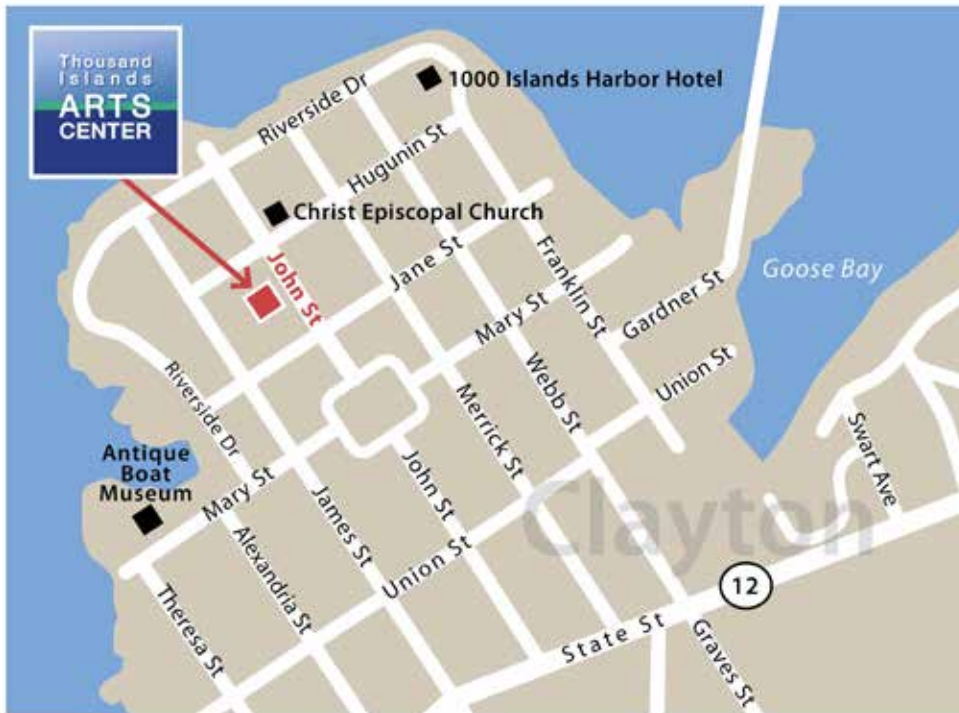
I consent to have **my photo** used in TIAC promotional materials.

I consent to have **my child's photo** used in TIAC promotional materials.

POLICIES, GUIDELINES & DISCOUNTS

- Tuition is due at time of enrollment. If class does not reach minimum number, students will be notified and full tuition will be refunded. Please see full refund guidelines on page 1.
- TIAC members receive 10% class discount.

Mail to: TIAC, 314 John Street, Clayton, NY 13624



THOUSAND ISLANDS ARTS CENTER
 314 John Street
 Clayton, NY 13624
315-686-4123
TIArtsCenter.org



OPEN YEAR ROUND:
 9 am–5 pm, Monday–Friday
PLUS SUMMER HOURS:
 10 am–3 pm, Saturday

Distance to Clayton from:
 Alexandria Bay – 12 miles
 Canton – 65 miles
 Cape Vincent – 15 miles
 Gananoque, Ont. – 27 miles
 Kingston, Ont. – 45 miles
 Ogdensburg – 47 miles
 Potsdam – 75 miles
 Rockport, Ont. – 17 miles
 Sackets Harbor – 25 miles
 Watertown – 22 miles

CLAYTON OPERA HOUSE

"Your Year-Round Entertainment Destination!"

<p>You know us for our performances, but did you know you can rent the Performance hall or Ballroom for your:</p> <ul style="list-style-type: none"> *Wedding *Business Meeting *Corporate Party *Benefit *Reunion *Bridal Shower *Baby Shower *Prom *Birthday Party *Theater Performance 	<p>Scan here to see our upcoming performances!</p>
<p>Thousand Islands Performing Arts Fund 403 Riverside Drive, Clayton NY 13624 315-686-2200 ClaytonOperaHouse.com</p>	

Rt. 12 Clayton, NY
Located in the heart of the 1000 Islands!

Natali's Restaurant
 Serving Lunch and Dinner

C-Way Motel
 1 and 2 Bedroom Apts, WiFi

C-Way Golf Club
 18 hole par 71

Specializing in Golf Packages!
1-866-292-9778
Book Online at www.cwayresort.com

Frederic Remington Art Museum

View the world's largest public collection of artwork by famed American artist, Frederic Remington, and changing exhibits by contemporary artists.

Frederic Remington Art Museum
 303 Washington Street, Ogdensburg, NY
 Visit us or shop online - fredericremington.org

Every family. Every community. Everybody benefits.

Everyone deserves to be cared for and to live a healthy life. And we're here to help make it happen. We have affordable health plans for businesses, individuals and families, and we work every day to put the health of our communities first. Because we work and live here, it's our mission to make care more accessible and affordable. And when we do that, everybody benefits.



Visit us at ExcellusBCBS.com

A nonprofit independent licensee of the Blue Cross Blue Shield Association.





314 John Street
Clayton, NY 13624



Scan here for
our homepage.



TIAC 2024 Events/Exhibition Schedule

TI School Arts Showcase:

*Recognizing the works of middle & high school students,
with a special senior music spotlight reception*

February 28–April 12
RECEPTION: April 3, 6-8pm

Better Together: Woven Expressions from the Syracuse Weavers Guild

April 24–May 17
RECEPTION: May 9, 4:30-6:30pm

To Earthward: Pastels by Becky Harblin

June 5–July 6
RECEPTION: June 26, 5-7pm
PLEIN AIR DEMONSTRATION: June 22, 12:30-4:30pm

Elizabeth Grater: A Painting Legacy

June 5–July 6
RECEPTION: June 26, 5-7pm

Changes in Latitudes:

The Work of Larry Tack and Nathaniel Hiller

July 17–August 17
RECEPTION: July 17, 5-7pm
GALLERY TALK: July 16, 2pm

1000 Islands Art & Craft & Antique Festival

August 10–11

Along the River's Edge

August 28–November 15
RECEPTION: August 28, 5-7pm

29th Annual Weaving History Conference

October 21–23

The Elves' Fair

December 7
