



CLASS CATALOG

2025

Thousand Islands Arts Center
Home of the Handweaving Museum





CRAFTED TO FIT YOUR VISION

Marvin products are distinguished by their remarkable beauty, industry leading performance, and thoughtful features inspired by the way people want to live. The unsurpassed range of window and door sizes, styles, and custom opportunities will help bring even your most ambitious design vision to life.

Let our Marvin specialists at Wellesley Island Building Supply help you create the spaces you've been dreaming of.



WELLESLEY ISLAND
BUILDING SUPPLY

Fineview NY
www.wellesleyislandbuildingsupply.com
315-482-6600

©2022 Marvin Lumber and Cedar Co., LLC.



THOUSAND ISLANDS ARTS CENTER
314 John Street, Clayton, NY 13624
315.686.4123 TIArtsCenter.org

OPEN YEAR ROUND:
9 am–5 pm, Monday–Friday

PLUS SUMMER HOURS:
10 am–3 pm, Saturday

2025 BOARD OF TRUSTEES

Kathy Elliott, *Chair*
Meghan Caddick, *Vice Chair*
Chris Murray, *Treasurer*
Sallie Lake, *Secretary*
Jan Hampton, *Immediate Past Chair*
Harriet Burris
Mary Jo Champion
Kathy Hanna

Alex Hazard
Caroline Larson
Robin Gedney Lucas
Margot Miller
Jessica Murray
Joy Rhinebeck
Sarah Ellen Smith
Doreen Williams



Sarah Riddoch, Marcia Rogers, Kathy Morris, Marina Loew, Katherine Lake

MISSION STATEMENT

To advance art, craft, and our unique handwoven textile collection through education and exhibition.

WELCOME

WE ARE YOUR ARTS CENTER: A HUB OF CREATIVITY AND COMMUNITY

In a world where artistic expression connects individuals and communities, an arts center stands as a space for creativity, cultural exchange, and shared experiences. *We are your Arts Center* is not just a statement, but a commitment to providing an inclusive and welcoming environment where people of all ages, backgrounds, and skill levels can engage with the arts. Whether through children's summer camps, instructional classes, events, or exhibitions, the Thousand Islands Arts Center plays a key role in fostering creativity, self-expression, and community connection for the region.

We're a place that nurtures your creative spirit, offers resources, inspiration, and opportunities to grow and thrive. For emerging artists, we serve as a platform to showcase your work, and hone your craft. We provide a space for seasoned professionals to push boundaries and experiment with new ideas. Workshops, classes, and exhibitions allow friends and neighbors to explore diverse art forms while developing skills and techniques.

Moreover, the Thousand Islands Arts Center serves as a cultural landmark, preserving the heritage and history of American handweaving while embracing modern artistic movements. We celebrate the richness of cultural diversity, and hope to spark innovative conversations about the future. For example, our upcoming April exhibit, *wholecloth*, features a series of handwoven cloths by Canadian Carl Stewart, created from found, gifted, and inherited textiles/clothing as well as materials including fishing nets, metal foil, and cassette tape. I hope you will be able to stop by and enjoy it!

Our Arts Center also fosters community engagement by bringing together individuals from various walks of life. Weavers meet on Wednesdays, the knitters fill our building with laughter every Thursday, and on any given afternoon you can find students of every age finding joy with each other while creating art.

Our Arts Center is more than just a building or a venue for exhibition and learning—it is a dynamic space that strengthens the fabric of our community. We are a place where individuals connect, create, and inspire. *We are your Arts Center* embodies the idea that the arts belong to everyone—we belong to YOU!

I invite you to be a part of our shared creative journey, enriching both you and our community as a whole. Stop in anytime, say hello, and see what's happening at your Arts Center!

Sarah Riddoch
Executive Director



Letter from Mayor Nancy Hyde

On behalf of the Village of Clayton, it is my pleasure to welcome you to our charming village and another thrilling year of creativity and culture at the Thousand Islands Arts Center. Each year, the Arts Center enriches our community with a dynamic array of events, exhibitions, and art classes that inspire and connect our community.

In 2024, the Arts Center provided an outstanding selection of classes for all skill levels, from beginners to seasoned artists. As we look ahead to 2025, we're eager for another year of exciting programs and top-notch exhibitions.

I would like to extend a heartfelt thank you to the Arts Center for its invaluable contributions to the joy and enrichment of our residents and visitors alike.

Here's to a fantastic year ahead—**enjoy all the Arts Center has to offer in 2025!**

Mayor Nancy Hyde, DC
The Board of Trustees of the Village of Clayton



THANK YOU TO OUR TEACHERS, ADVERTISERS, STUDENTS, AND MEMBERS FOR YOUR GENEROUS SUPPORT OF THE ARTS!

WOULD YOU LIKE TO TEACH AT THE ARTS CENTER?

We offer a variety of classes that are taught by artists and art instructors. These artists are independent contractors working in their specific discipline and around their own availability. If you are interested in teaching with us, please ask for a *Class Proposal Form* or check our website under the Classes tab.

OPEN TO THE PUBLIC

Our facility is open to the public for meetings and group practices when regular classes are not in session. Bring your knitting or crocheting friends for a get-together, host a “bead night,” or if you just need a place to hold a meeting—call us and we'll do our best to accommodate you.

VOLUNTEER

The Arts Center is always happy to accept volunteer help! If you are a handy person, like to organize things, file, clean, paint, help with classes, setup, or exhibition openings—please call the Arts Center for more info!

PAYMENTS, CANCELLATIONS, AND NOTES

Prepayment is required for all classes.

Cancellation policy:

- Two weeks (10 business days) prior to class—full refund, minus \$10 processing fee.
- One week (5 business days) prior to class—50% refund, minus \$10 processing fee.
- Under one week or no-shows—no refund.
- \$10 processing fee for cancellations **no matter when it's done.**

Please dress appropriately for your class. If class is a full day or runs through lunchtime, consider bringing your lunch and a beverage.

TABLE OF CONTENTS

WELCOME	1
CLASS CALENDAR	3
NEW MUSEUM UPDATE	4
BASKETRY & CANING	5
DRAWING	6
DYEING	7
FIBER ARTS	7
JEWELRY	9
MOSAICS & GLASS	9
OTHER MEDIUMS	10
PAINTING & PASTELS	11
PAPER	16
PHOTOGRAPHY	17
POTTERY	17
KIDS CAMPS	19
INSTRUCTOR BIOS	24
REGISTRATION FORM	34
BECOME A MEMBER	35
EVENTS CALENDAR	BC

2025 CLASS CALENDAR *See numbered page for complete details.*

APRIL

- Apr 16*—**WHEEL THROWING WITH A FOCUS ON BOWLS**—pg 18
 Apr 28 — **P O C K E T S !** —pg 7

MAY

- May 13—**BEGINNER GARDEN DESIGN**—pg 11
 May 21*—**WHEEL THROWING WITH A FOCUS ON MUGS**—pg 19
 May 31—**SEASONAL ESSENCE BASKET**—pg 5

JUNE

- June 9—**EXPLORING WEAVING**—pg 7
 June 11—**MIXED-MEDIA COLLAGE**—pg 10
 June 12—**WOVEN CERAMIC BASKET**—pg 19
 June 16—**IMPRESSIONISM IN OIL PAINTING**—pg 12
 June 17—**MOSAIC GLASS ART**—pg 9
 June 19—**DOWNWARD BOUND: WATERCOLOR WORKSHOP**—pg 12
 June 20—**FOGGY PASS WATERCOLOR WORKSHOP**—pg 12
 June 21—**ACRYLIC PAINTING: DOWN BY THE RIVERSIDE**—pg 12
 June 21—**THE ART OF RAKU**—pg 18
 June 23—**MOSAIC MIRROR**—pg 10
 June 23—**FABULOUS FABRICS: HANDPAINTED CLOTHING**—pg 14
 June 26—**ARROW MARKET BASKET**—pg 5
 June 27—**TRIANGLE ILLUMINATED LANTERNS**—pg 16
 June 30—**BARN QUILT DESIGN**—pg 12

JULY

- July 7—**RICHNESS OF PASTELS**—pg 13
 July 7— **BARN QUILT DESIGN** —pg 12
 July 9— **MOSAIC GLASS ART** —pg 9
 July 1—**CERAMIC SERVING BOAT**—pg 18
 July 10—**COASTAL LANDSCAPE WATERCOLOR WORKSHOP**—pg 13
 July 11—**PAINTING FROM LIFE WITH LINE & WASH**—pg 13
 July 14—**WEAVING 101: LEARN TO WEAVE**—pg 7
 July 15— **MOSAIC PENDANT** —pg 9
 July 15—**WATERCOLOR: PAINTING RADIANT COLOR**—pg 13
 July 17— **DRAWING OWLS** —pg 6
 July 17—**INTRO TO PAINTING ON SILK**—pg 13
 July 21—**FOAM AND FROTH: WATERCOLOR SHORELINE**—pg 14
 July 22—**WATERCOLOR ON MASA PAPER**—pg 14
 July 23—**DETAIL IN WATERCOLOR: STILL LIFE**—pg 15
 July 24— **PEBBLE ART** —pg 10
 July 25—**BEGINNER OIL PAINTING: SUNSET SILHOUETTES**—pg 14
 July 25—**SUNBURST ICE DYEING**—pg 7
 July 29—**CAPTURE THE MOMENT: AN INTRO TO DOCUMENTARY PHOTOGRAPHY**—pg 17
 July 31 — **P O C K E T S !** —pg 7
 July 31—**HAND BUILD A CERAMIC LAMP**—pg 19

AUGUST

- Aug 2—**ACRYLIC PAINTING: DOWN BY THE RIVERSIDE**—pg 12
 Aug 5/6**—**MAKE A SPINNER RING!**—pg 9
 Aug 7—**IRIS IN WATERCOLOR**—pg 15
 Aug 8—**FISHING LURE WITH LINE & WASH**—pg 15
 Aug 9— **THE ART OF RAKU** —pg 18
 Aug 11—**WEAVING 101: LEARN TO WEAVE**—pg 7
 Aug 12— **MOSAIC PENDANT** —pg 9
 Aug 12—**COLOR VALUE PAINTING**—pg 15
 Aug 13—**MOSAIC GLASS ART**—pg 9
 Aug 14—**DRAWING SMALL MAMMALS**—pg 6
 Aug 18—**INTRO TO STAINED GLASS**—pg 10
 Aug 19—**OIL PAINTING MADE EASY & FUN**—pg 16
 Aug 20—**PAINTED & DECORATED FURNITURE**—pg 16
 Aug 23—**BARN QUILT DESIGN**—pg 12
 Aug 25—**CANE WEBBING REPAIR**—pg 5
 Aug 26—**CREATIVE CANVAS FLOOR MATS, CAT MATS, PLACEMATS & BEYOND**—pg 16
 Aug 28—**BRAIDED WOOL STOOL COVER**—pg 8
 Aug 29—**CORN HUSK PAPERMAKING**—pg 17

SEPTEMBER

- Sept 2/6**—**RIVER MEMORIES TERRARIUM**—pg 11
 Sept 3—**NEEDLEPOINT DESIGN**—pg 8
 Sept 8—**INTRODUCTION TO BOBBIN LACE**—pg 8
 Sept 11—**CUSTOM JR ADIRONDACK PACK BASKET**—pg 5
 Sept 15—**MOSAIC MIRROR**—pg 10
 Sept 15—**EXPLORING WEAVING**—pg 7
 Sept 17— **CHAIR CANING** —pg 6
 Sept 22—**WEAVING 102: THE NEXT STEPS**—pg 8

OCTOBER

- Oct 9—**WAXED LINEN NECKLACE**—pg 6
 Oct 15—**CLAY SHAKERS AND ORNAMENTS**—pg 19

KIDS CAMPS

- July 7—**#1: GOING NEON!**—pg 19
 July 14—**#2: DRAWING & PAINTING PIZZAZZ**—pg 19
 July 21—**#3: OUT OF THIS WORLD**—pg 20
 July 28—**#4: SUMMERTIME FIBER FUN!**—pg 20
 Aug 4— **#5: DEEP DIVE** —pg 20
 Aug 11—**#6: READY, SET, CREATE**—pg 20
 Aug 18— **#7: THE SCIENCE OF ART**—pg 21
 July 28—**TEEN WHEEL AND HANDBUILDING**—pg 21
 Aug 9— **GALAXY TIE-DYE** —pg 21

*Three week classes

**Two separate classes

GET INVOLVED



We invite you to join us on this exciting journey by making a contribution to the **Arts Center Campus Capital Campaign**. Your support will not only help reach our fundraising goal, but also ensure that the Arts Center continues to thrive as a regional venue where arts flourish, minds expand, and communities come together!



To learn more visit:
TIArtsCenter.org/donate/

**Together we will weave
a bright future for the arts
in the Thousand Islands!**

NEW MUSEUM & ARTS CENTER

Our new museum and arts center being built at 321 James Street is progressing nicely. After nearly 18 months of design development in collaboration with Taylored Architecture, PLLC, of Clayton, and Black Horse Construction Group of Watertown, we broke ground in August — a thrilling site to behold after years of wishing/trying/hoping for this project to come to fruition!

The new 13,000+ square foot structure will be three stories (plus lower level) and include two large galleries, one of which will have a permanent rotating textile exhibition displayed; three classrooms, one exclusively for our children's programming; a gift shop, library, weaving studio, archives, conference/meeting room, administrative space, plus an elevator!

Demolition, starting with asbestos removal followed by site excavation was completed in the late fall, and, as of this writing (January), cement was being poured in preparation for the elevator pit and foundation. We anticipate completion next winter and a grand opening in the late spring/early summer 2026.

We are very excited to announce that we were recently gifted the property to the north (former home of River Magic, the gift shop located at 313 James Street). It will be the temporary home of Finders Keepers with eventual demolition planned to install a "vest-pocket park" — a small space accessible to the general public. Plans to create a sculpture garden are underway. This parcel will become permanent "green space" — a welcome addition to the Village landscape, and an attractive enhancement to our new adjacent facility.

Exhibition planning is proceeding for next year's grand opening, and will no doubt allow for greater exhibits. Having plentiful, quality space to finally showcase our treasured textile collection and make it more available to the public has been a driving force behind this new museum initiative. The library and archives will also be expanded and made more accessible for the many scholars and weavers who consider our facilities a valuable resource for research.

Having new classroom space wholly dedicated to our popular children's programming will allow for more classes and diversity in what we offer, not to mention eliminate the rental expenses we have incurred over the years because of space limitations.

The new gift shop will give local and regional artists and artisans a lovely space to display and sell their wares, and provide an additional revenue stream that's been challenging in our John Street location.

We look forward to welcoming you to our new arts center and museum next year, and greatly appreciate all of the support we have received from the community, our patrons, and membership.

New Museum Update Submitted by Leslie Rowland, Project Manager

This project is made possible by the New York State Council on the Arts with the support of the Office of the Governor and the New York State Legislature.





SEASONAL ESSENCE BASKET

(6 ¼" D x 2 ¾" H to top of rim,
3 ¾" w/ handles approx.)

Linda Scherz

This is a fun basket to make. You'll start with spokes pre-glued in the base, which allows you to start weaving right away on class day. The design is triple twined with three colors of cotton cord, sueded leather wrapped handles, and finished with a simple rim and braided cotton cord rim filler accent. Linda will teach and guide you through all of her techniques for weaving and shaping.

All materials and tools to make the basket will be provided. Please wear comfortable clothing and bring lunch and a drink.

Saturday | May 31 | 9:30am-4pm

Tuition: \$130 | Min 4–Max 10



ARROW MARKET BASKET

(8"L x 12"W x 12"H approx.)

Linda Scherz

This is a wonderful and versatile basket that can serve so many purposes — the garden, farmers market, grocery store, picnic, or whenever you need a sturdy basket to carry your things. You'll weave with various sizes of natural and dyed reed, and Linda will have a selection of colors available to personalize the arrow accent on your basket.

All materials are provided. Please wear comfortable clothes and bring lunch and a drink. Baskets will not be stained during class.

Thursday | June 26 | 9:30am-4pm

Tuition: \$120 | Min 4–Max 10



CANE WEBBING REPAIR

Lauren Evans

Restore your damaged caned chair! Lauren will guide you through the process of installing new sheet cane in this one-day class. Before class, please remove all traces of the old spline and caning with a chisel, mat knife, or a thin flat screwdriver. Please bring a new piece of sheet cane (2" larger than your caning area), replacement spline, a wood chisel and wood glue, and a mallet to class with you. Caning supplies can be purchased at HHPerkins.com, PeerlessRatan.com, or Amazon.com.

Monday | Aug 25 | 10am-4 pm

Tuition: \$100 | Min 5–Max 10

Beginner



CUSTOM JUNIOR ADIRONDACK PACK BASKET

(6"L x 8"W x 10 ½"H approx.)

Linda Scherz

In this class you'll learn to weave a mini colorful basket that can be used in a variety of ways. You'll start with a base with pre-glued spokes. Then this cute little basket is triple twined with three colors cotton cord and soft suede in a stacking pattern. The rim is accented with braided cotton cord and lashed with cotton cord.

All materials are included in the tuition. Please bring lunch and a drink.

Thursday | Sept 11 | 9am-4:30pm

Tuition with Canvas web harness

Decorative \$135 / Custom \$142

Tuition with Leather harness

Decorative \$150 / Custom \$166

Min 4–Max 10

Please make your choice of harness when registering. The Decorative harness is tighter to the basket, while the Custom harness is longer in length to fit around your shoulders.

► *Members, please take a 10% discount off the listed tuition..*

BASKETRY & CANING



CHAIR CANING

Lauren Evans

Bring your own project and learn while doing! Dust off that chair in the attic or garage that's missing a seat. Take the pillow off the damaged chair in the bedroom and learn how to breathe new life into a beautiful antique. In this class skilled caner Lauren Evans will teach you how to re-cane a chair seat or back. No special skills or strength are required, just your chair (drilled holes around the chair seat) and a chair caning kit.

Please check class page on our website to see full student supply list prior to registering.

**Wednesday, Thursday, Friday
Sept 17,18,19 | 10am-4pm**

Tuition: \$155 | Min 5–Max 10



WAXED LINEN NECKLACE

(2 ¼" W x 1 ½"H approx.)

Linda Scherz

This little pouch necklace is twined with waxed linen over a wood mold. Linda will demonstrate different weaving patterns that you can choose from and you'll have the option to add beads for accent, making it truly unique to your taste. The rim is a simple braided rim and you'll complete it with a cotton cord necklace. All materials are provided. Please wear comfortable clothing and bring a lunch and drink.

Thursday | Oct 9 | 9am-4:30pm

Tuition: \$105 | Min 4–Max 10



DRAWING OWLS

Sue deLearie Adair

In this two-morning workshop we will review basic drawing techniques and then concentrate on how to create realistic drawings of owls using graphite pencils. Sue will supply all materials including photographic references. You will be able to choose from several owls and leave the class with a completed drawing and information on bird forms and feathers. Sue will also email students information about supplies and bird anatomy prior to the class.

**Thursday & Friday
July 17 & 18 | 10am-12:30pm**

Tuition: \$115 | Min 5–Max 10

Beginner/Intermediate adult



DRAWING SMALL MAMMALS

Sue deLearie Adair

In this two-morning workshop we will review basic drawing techniques and then concentrate on how to create realistic drawings of small mammals using graphite pencils. Sue will supply all materials including photographic references. You will be able to choose from rabbits, squirrels and chipmunks and leave the class with a completed drawing and information on how to draw fur!

**Thursday & Friday
Aug 14 & 15 | 10am-12:30pm**

Tuition: \$115 | Min 5–Max 10

Beginner/Intermediate adult

► *Members, please take a 10% discount off the listed tuition.*

BASKETRY & CANING

DRAWING



SUNBURST ICE DYEING

Katie Duford

Unleash your creativity in our Sunburst Ice Dyeing class, where you'll play with color and learn the entire process from folding to washing so your T-shirt stays vibrant. Discover how professional-grade dye powders work over ice, where slow melting creates uncontrolled color splits and one-of-a-kind patterns. Perfect for beginners and seasoned artists, this two-day workshop offers the freedom to experiment with unique colorways while embracing the beauty of the unexpected. T-shirts are provided for the class. Please click on your size when registering. *It is important to wear a mask while doing the ice dyeing process, as you'll be using a powder form of the dye.* A mask will be provided to you or bring your own.

Friday | July 25 | 10am-12:30pm

—create your tie-dye

Monday | July 28 | 10am-12:30pm

—unwring and rinse

Tuition: \$70 | Min 5–Max 12

Includes T-shirts and all materials.



POCKETS!

Amy Smith Linton

What is the difference between a good skirt and a GREAT one? Answer: POCKETS! In this class, you'll explore two methods for adding pockets, both of which can be done by hand or with a sewing machine. Bring a skirt or a dress (preferably a woven fabric rather than knit T-shirt material), along with a bit of fabric that you like, and Amy will teach you how to add your own personal pockets. Feel free to bring your own sewing machine.

Class is offered two times this year:

• **Monday | April 28 | 6-8pm**

• **Thursday | July 31 | 6-8pm**

Tuition: \$45 | Min 3–Max 10

Beginner

► *Members, please take a 10% discount off the listed tuition.*



EXPLORING WEAVING

Anmarie Simmons

Have you ever wondered about the age-old craft of weaving and wanted to try it yourself? If you answered yes, this is your opportunity! Floor looms will be all set up and threaded, ready for you to jump right in and start weaving your own table runner/sampler. During the process you'll also learn about color and texture through several basic weaving structures. This is a great first step in weaving!

Class is offered two times this year.

• **Monday & Tuesday | June 9 & 10**

10am-2pm

• **Monday & Tuesday | Sept 15 & 16**

10am-2pm

Tuition: \$110 | Min 2–Max 3

Includes materials



WEAVING 101: LEARN TO WEAVE

Pat DeStefanis

Designed for the beginner weaver, this four-day class will cover loom anatomy, how to plan a project, prepare a warp, thread a loom, weave, and finish a sampler that is suitable as a scarf or table runner. While no experience is required, we highly recommend the Exploring Weaving class with Anmarie Simmons to get your feet wet!

NOTE: Shoes must be removed while treading on the floor looms so please plan accordingly. Bring lunch and a drink.

This workshop is offered twice:

• **Monday thru Friday**
(no Wednesday class)

July 14,15,17,18 | 10am-3pm

• **Monday thru Friday**
(no Wednesday class)

Aug 11,12,14,15 | 10am-3pm


Tuition: \$225 | Min 2–Max 3

Includes materials

Beginner

DYEING

FIBER ARTS



BRAIDED WOOL STOOL COVER (OR CAT NAPPER)
Helen Condon

In this two-day class, you'll learn how to braid wool material into a comfortable stool cover — or if you choose, you can continue to braid it upward to create a cozy bed for your kitty. Wool kits will be provided and Helen will contact you before class to discuss color choices for your project. With Helen's guidance and step-by-step approach, you'll leave class with a completed project and all the skills and techniques to continue creating at home!

Thursday & Friday
Aug 28 & 29 | 9:30am-3:30pm
Tuition: \$135 | Min 4–Max 6

► *Members, please take a 10% discount off the listed tuition.*

NEEDLEPOINT DESIGN
Christina Loew

The goal of this class for needlepoint enthusiasts is to learn to recognize patterns or pictures that will or will not translate well into needlepoint and why. You'll learn how to choose and transfer your own needlepoint designs onto a 10 pt. needlepoint canvas. While time won't allow for getting into the actual needlepoint work, you'll be able to set up your pattern and take home at least one prepared canvas. Please bring a range of photos or design ideas suitable for a project approximately 8 inches square.

Wednesday | Sept 3 | 10am-2pm
Tuition: \$45 | Min 3–Max 10
Includes canvas and transfer materials.

INTRODUCTION TO BOBBIN LACE
Beth Parkes

Bobbin lace is a handmade lacemaking technique that involves twisting and braiding threads wound onto bobbins to create a pattern. This class is designed to introduce students to the delight of making bobbin lace (also known as pillow lace). Students will learn the basic stitches of Torchon bobbin lace: cloth, half, and whole stitch. Projects to choose from are a simple bookmark, a bracelet, or a lace flower. Students with previous experience are also welcome to join the class to renew their skills!

Monday, Wednesday, Friday
Sept 8, 10, 12 | 10am-3pm
Tuition: \$120 | Min 3–Max 8
Beginner/Intermediate

The Arts Center's programming is made possible in part by the New York State Council on the Arts with the support of the Office of the Governor and the New York State Legislature.

WEAVING 102: THE NEXT STEPS
Pat DeStefanis

This four-day class is designed for the weaver who desires to enhance their basic skills. Emphasis will include choosing a draft and materials, enhancement of technical skills, and recognition and resolution of in-process errors. You'll have the opportunity to design your own project, investigate different weave structures, and discover some of the endless possibilities of weaving on a 4-harness loom. The instructor will contact all students prior to class to discuss yarn and pattern options. Shoes must be removed while treadling on the floor looms so please plan accordingly. Bring lunch and a drink.

Please NOTE: This class is the sequel to WEAVING 101. While it is not a prerequisite, students **MUST** be familiar with warping a loom and reading a draft.

Monday thru Friday
(no Wednesday class)
Sept 22, 23, 25, 26 | 10am-3pm
Tuition: \$225 | Min 2–Max 3
Includes materials
Intermediate

FIBER ARTS



WEAVING TUTORIAL WITH DR. B Harriet Burris

Are you a weaver looking to perfect your skills, plan a new weaving project, learn a new warping method, delve into computer weave design programs, learn a new weave structure, or just want a one-on-one refresher of tips and techniques? Accomplished weaver Harriet Burris is available to help you with all of your weaving needs and enhance your skills and knowledge of everything weaving.

DATES AND TIMES ARE FLEXIBLE:

We'll do our best to accommodate your schedule. Please call the Arts Center office about setting up a session!

**Tuition: \$50 per 4-hour session
Min 1–Max 5**



MOSAIC PENDANT Sarah Ellen Smith

Spend a few hours with mosaic artist Sarah Ellen Smith and leave wearing a beautiful mosaic necklace. This is an excellent class to begin your journey into the art of mosaics and we guarantee you'll have a blast. All supplies are included.

Offered twice this summer:

- **Tuesday | July 15 | 5-8pm**
- **Tuesday | Aug 12 | 5-8pm**

**Tuition: \$60 | Min 4–Max 8
Beginner/Intermediate**

► *Members, please take a 10% discount off the listed tuition.*



MAKE A SPINNER RING! Kelly Diamond

Make a beautiful ring you will love to fidget with! Learn to measure and solder a wide sterling silver ring band, then choose from a selection of smaller "spinners" that you will solder and add to your ring. This is an excellent introduction to soldering and silver-smithing and you'll leave class with a finished ring you'll be proud to say you made!

Students, please wear close-toed shoes (no sandals), hair-tie for long hair, and reading glasses if needed for close-up work.

Two separate class dates offered:

- **Tuesday | Aug 5 | 10am-2pm**
- **Wednesday | Aug 6 | 10am-2pm**

**Tuition: \$145 | Min 3–Max 6
All supplies included.**



MOSAIC GLASS ART Susan Berry

Learn the ancient technique of mosaic art using an array of beautiful, multi-colored stained glass. You'll start by choosing from a variety of river and nature-themed patterns designed by the instructor, which are then traced onto an 8" X 8" indoor/outdoor tile as the pallet for your creation. You'll then learn glass cutting skills, mosaic glass laying techniques, and grouting as you create your finished piece. Once you've learned how to do mosaic art, you'll want to mosaic everything!

Class is offered on these dates:

- **Tuesday | June 17 | 10am-2pm**
- **Wednesday | July 9 | 10am-2pm**
- **Wednesday | Aug 13 | 10am-2pm**

Tuition: \$105 | Min 4–Max 6

JEWELRY

MOSAICS & GLASS



MOSAIC MIRROR Sarah Ellen Smith

Picassiette mosaic, also known as pique assiette, is a mosaic art style that uses broken dishes, ceramic shards, and other found objects to create a design. The term pique assiette translates to "stolen from plate" in French. In this class you'll learn this mosaic technique as you create a 5" x 7" mirrored work of art. The instructor will provide all materials, tools, and inspiration for your unique creation.

Offered twice this summer:

• **Monday & Tuesday | June 23 & 24**

Day 1: 10am-1pm | Day 2: 10am-noon

• **Monday & Tuesday | Sept 15 & 16**

Day 1: 10am-1pm, Day 2: 10am-noon

Tuition: \$110 | Min 4–Max 8

Beginner/Intermediate



INTRO TO STAINED GLASS Susan Berry

In this two-day workshop, you'll learn how to create a framed 8" x 10" stained glass panel from a pattern designed by the instructor. You'll learn the process of arranging the image, techniques of cutting the glass to fit, foiling, and assembling to create a masterful work of art.

Monday & Tuesday | Aug 18 & 19
10am-2pm each day

Tuition: \$190 | Min 4–Max 4



MIXED-MEDIA COLLAGE Lisa Wagner

Mixed-media is a forgiving and highly creative medium that can make you feel like a kid again! In this class, you'll learn about color value and composition as you create a collage using a mixed-media approach. The tissue paper that you strategically add to your piece will create texture, form, and interest. Aside from tissue paper, you're welcome to bring in any other ephemera or embellishments that you might like to add to your collage — after all, it's your creation!

Wear old clothes and bring an 11"x14" canvas, paint of choice, brushes, and white tissue paper.

Wednesday | June 11 | 10am-2pm

Tuition: \$80 | Min 4–Max 10

Beginner



PEBBLE ART Terri James

Many of you have seen pebble art in stores that depict families or nature scenes. Now you can create one of your own! Join pebble artist Terri James as she guides you through the process of stone selection, imagining your scene, and manipulating the pebbles and rocks into your own family portrait. Please feel free to bring some of your own stones that you've collected to make your portrait even more special. These make a unique gift for a wedding, new baby, or keep for yourself!

Thursday | July 24 | 10am-noon

Tuition: \$45 | Min 4–Max 10

► *Members, please take a 10% discount off the listed tuition.*

MOSAICS & GLASS

OTHER MEDIUMS



**RIVER MEMORIES
TERRARIUM**
Sarah Ellen Smith

Take a little piece of the river home with you in a large wine glass-sized terrarium. Collect your favorite items from nature this summer and artist Sarah Ellen Smith will help you make them into “a little world in glass” to enjoy year-round. Virtually no experience or maintenance needed for these relaxing, nature-inspired keepsakes.

Terrariums, moss, ferns, tools, and dirt will be supplied.

Offered twice:

- **Tuesday | Sept 2 | 5-7pm**
- **Saturday | Sept 6 | 10am-noon**

Tuition: \$65 | Min 4–Max 8
Teen–Adult

► *Members, please take a 10% discount off the listed tuition.*



**YOUR OWN GARDEN OF EDEN:
BEGINNER GARDEN DESIGN**
Robin Hoffman

What is your ideal garden? Do you love strolling through a garden filled with colorful and fragrant blooms; or is it a cool and shady outdoor space to read; or maybe you’d like to recreate a piece of a grand garden you saw in your travels. In this class, you’ll learn the process of planning your ideal garden. You’ll start with observing and cataloging the current condition of your proposed garden space. Then we’ll do an overview of design principles that can be applied to garden layout and structure, drawing techniques to study and express ideas, and strategies for selecting plant materials and other garden elements. At the end of these class sessions, you’ll have enough knowledge to get your ideal garden started!

Four Tuesdays:
May 13, 20, 27, June 4 | 10am-noon
Tuition: \$90 | Min 4–Max 10
Beginner/Intermediate



**IMPRESSIONISM IN
OIL PAINTING**
Cheryl Simeone

This class will begin with an overall description of Impressionism including examples of well-known Impressionist artists and their work. From there we’ll review options for paint surfaces and ideas for choosing subject matter. Once we’ve established the basics, you’ll be ready to start painting the floral still-life provided. In the second session, you’ll have time to work on your painting with one-on-one guidance on the impressionistic style. Lastly, you’ll learn how to stabilize your painting with retouch varnish. All supplies will be furnished by the instructor unless you have your own oils and brushes that you prefer to use.

Monday, Tuesday, Wednesday
June 16, 17, 18 | 10am-1pm
Tuition: \$110 | Min 3–Max 10
Intermediate



**DOWNWARD BOUND:
WATERCOLOR WORKSHOP**
Paul Allen Taylor

In all paintings, we create shapes, not things. Painting a sunset is simple when we understand how to create the end of day mood with the dark silhouettes. This class will teach you how to apply watercolor in the correct order to achieve a pleasing and captivating image. The emphasis will be on washes and gradations. Class will open with a refresher on edges and textures, followed by a short exercise related to the afternoon painting.

You’ll be working on a 10”x10” surface using a palette of Cadmium Red Light, Cadmium Yellow Medium, and Prussian Blue. Students are required to bring their own equipment and a suggested materials list is available upon registration.

Thursday | June 19 | 9:30am-4:30pm
Tuition: \$95 | Min 5–Max 10
Intermediate

PAINTING & PASTELS



**FOGGY PASS
WATERCOLOR WORKSHOP
Paul Allen Taylor**

Painting a foggy scene can come with many challenges. Paul will teach you how to create this mood in watercolor, allowing you to make almost any landscape in fog. The emphasis will be on soft edges in this class. The day opens with a refresher on edges and textures followed by a short exercise related to the afternoon painting. You'll work on a 10" x 10" surface using a palette of Cadmium Red Light, Cadmium Yellow Medium, and Prussian Blue.

Students are required to bring their own equipment and a supply list is available upon registration.

Friday | June 20 | 9:30am-4:30pm
Tuition: \$95 | Min 5-Max 10
Intermediate

**ACRYLIC PAINTING:
DOWN BY THE RIVERSIDE
Dave Dinger**

Sunrise on this tranquil river scene showcases a harmonious blend of natural elements. The calm water, reflecting hues of pink, orange, and blue creates a serene atmosphere. The silhouettes of two ducks gently floating on the water add a touch of life to the landscape. Tall trees in the foreground are featured with their dark trunks providing contrast against the colorful sky and water. Materials are provided and all students will complete a 9" x 12" canvas painting.

There will be a lunch break so please bring your lunch and drink (unless you plan to go out for lunch).

Offered twice this summer:
• **Saturday | June 21 | 10:30am-3pm**
• **Saturday | Aug 2 | 10:30am-3pm**
Tuition: \$70 | Min 5-Max 10
Beginner to Intermediate

**BARN QUILT DESIGN
Penny Kring**

Barn quilts have become a beautiful way to personalize and adorn barns, homes, and cottages in recent years. They are made from a flat piece of 2'x2' wood that is painted to look like quilt blocks. In this class you'll learn how to create your own barn quilt using primary colors supplied by Penny. Pattern ideas will be emailed a week before class so you may decide on your pattern and color schemes ahead. If you prefer a different color scheme, Penny suggests you get a low luster exterior paint, preferably Benjamin Moore. Students, please bring one roll of 1" green Frog Tape and a hair dryer if available.

Classes offered on these dates:
• **Monday | June 30 | 10am-4pm**
• **Monday | July 7 | 10am-4pm**
• **Saturday | Aug 23 | 10am-4pm**
Tuition: \$125 includes board & paint
Min 4-Max 8

**THE RICHNESS OF PASTELS
Colette Savage**

Pastels — incredible sticks of almost pure pigment are known for their versatility, rich color, and expressiveness. In three fun afternoons you'll learn application techniques, how to create an underpainting, and understand why a range of values matters. There will be demonstrations, handouts, and plenty of time to play with this great medium.

All materials will be supplied. Bring some photo references (phone or tablet images are fine), and be prepared to get messy!

Monday, Tuesday, Wednesday
July 7, 8, 9 | 1-4pm
Tuition: \$140 | Min 4-Max 8
Beginner

► *Members, please take a 10% discount off the listed tuition.*

PAINTING & PASTELS



**COASTAL LANDSCAPE
WATERCOLOR WORKSHOP**
Paul Allen Taylor

If you have wanted to paint the crashing waves of the west coast, the fast water of a stream, or the crashing water at the bow of a ship, this class will give you the knowledge to create these edges. Paul will show you how to accomplish this texture so that you might apply it to your own work. The emphasis will be on rough edges in this class. Class will open with a color mixing session followed by a short exercise related to the afternoon painting. You'll work on a 10" x 10" surface and your palette will be Cadmium Red Light, Cadmium Yellow Medium, and Prussian Blue. Students are required to bring their own equipment and a materials list is available with your registration.

Thursday | July 10 | 9:30am-4:30pm
Tuition: \$95 | Min 5-Max 10
Intermediate



**PAINTING FROM LIFE
WITH LINE & WASH**
Paul Allen Taylor

Painting from life is good practice for seeing shapes, drawing skills and painting. Fruits have always been a popular subject matter for honing one's skills. In this class the apple will be the subject, cut to expose the core seeds and change the shape and colors. The emphasis will be on sketching a dynamic drawing followed with watercolor. The class will open with a color mixing session and refresher on using line and wash with a matchstick. A short practice exercise will be done before working on the main subject. You'll work on a 10" x 10" surface and your palette will be Cadmium Red Light, Cadmium Yellow Medium, and Prussian Blue.

Students are required to bring their own equipment and a supply list is available upon registration. Please bring an apple to class (not for the teacher, lol!).

Friday | July 11 | 9:30am-4:30pm
Tuition: \$95 | Min 5-Max 10
Intermediate



**WATERCOLOR:
PAINTING RADIANT COLOR**
Joan Applebaum

In this class, you'll learn to see the full spectrum of colors and how to use them in more expressive ways, bringing life to your paintings. We'll begin with a few painting exercises exploring the relationship between colors and values; how we perceive them relative to their surroundings, light, time of day, atmosphere, and distance. The power of underpainting will also be discussed, as well as finding the colors in cast shadows and overcast days. Learning to use color effectively to add a radiant glow can move your painting up to the next level.

Tuesday & Wednesday
July 15 & 16 | 12-4pm
Tuition: \$110 | Min 4-Max 8
Beginner to Intermediate




INTRO TO PAINTING ON SILK
Joan Applebaum

Learn the beautiful art of painting on silk using vibrant Dyna-flow colors. On the first day, you'll learn to use a water-based resist as you put a simple design on a 22" silk square scarf. During the process, you'll learn the techniques for seamless blending of color and some special effects to add character and texture. On the second day, you'll learn how to set the color and remove the resist, finishing off your beautiful showpiece!

All supplies are included in the class fee; students should bring a sketchbook and pencil.

Thursday & Friday
July 17 & 18 | 1-4 pm
Tuition: \$110 | Min 4-Max 8
Beginner to Intermediate

► *Members, please take a 10% discount off the listed tuition.*



FABULOUS FABRICS: HANDPAINTED CLOTHING

Margot Miller

Learn to create wearable art by painting lovely patterns, colors, and textures on clothing! This kind of artwork is great for sarongs, shirts, T-shirts, flowing loose pants, aprons, scarves, or yardage that can be sewn later into a garment. You'll learn the techniques for hand painting, fluid wash, botanical prints, and stamping using eco-friendly dyes that are colorfast and washable. The colors you can create can be soft and subtle like summer breezes or the sizzling oranges and pinks of hot summer days. Paint or print cascading florals, animal prints or repeat geometric motifs.

Bring clothing or fabric items (*should be 100% cotton or linen*) that you would like to embellish.

Monday & Tuesday
June 23 & 24 | 10am-4pm

Tuition: \$140 | Min 4-Max 8
All levels

BEGINNER OIL PAINTING: SUNSET SILHOUETTES

Dave Dinger

In this oil painting workshop, you will create a serene sunset scene depicting a silhouetted crane against a vibrant sky of yellow and orange. Birds in flight are included to add life and movement to the composition. You'll learn composition and blending techniques which will give you confidence for future projects of your own. All supplies are included and you will leave with an 8" x 10" oil painting.

There will be a lunch break so please bring your lunch and drink (unless you plan to go out for lunch).

Saturday | July 26 | 10:30am-3pm

Tuition: \$70 | Min 5-Max 10
Beginner

► *Members, please take a 10% discount off the listed tuition.*

FOAM AND FROTH: WATERCOLOR SHORELINE

Marci Mason

Make your paintings feel real. Feel the breeze and hear the rushing water. By using simple table salt and paint splatter, you'll learn to create texture. Special strokes of the brush called dry brushing will give a mottled look to the sand and the water. Layers of paint, some wet-on-wet and some wet over dry will provide the look of transparency. The angle of the water's path will give your painting depth and perspective. Minimal colors and very few pencil lines need to be drawn to produce a wonderful warm painting.

Students, please bring: watercolor paper (140 lb. cold press), watercolor brushes, a palette and watercolor paints, table salt, paper towels, a pencil, and an eraser.

Monday | July 21 | 9:30am-4pm

Tuition: \$110 | Min 4-Max 15
Intermediate

WATERCOLOR ON MASA PAPER

Marci Mason

Special paper called masa paper (provided by instructor) will give this floral painting a very realistic look, providing the crinkles and veins without making many brush strokes. Table salt will provide textures and a special brush called a wisp will help make even petal lines. Yellows and oranges encircle the dark dimpled center, and water spotting and salt will provide a rough texture against the smoothness of the flower. Shadowing of the petals will make them pop right off the page. Sketching the petals is necessary prior to painting.

Tuesday | July 22 | 9:30am-4pm

Tuition: \$110 | Min 4-Max 15
Intermediate

← **You may take all three Marci Mason classes for \$300 (Members take 10% discount).**

PAINTING & PASTELS



**DETAIL IN WATERCOLOR:
STILL LIFE**
Marcy Mason

Painting delicate items like lace is not difficult to do if you can follow simple pencil lines. In the painting we'll work on, layers of transparent colors make the radishes show their shape and the shine on the pitcher is done with Chinese white. Salting adds the extra texture on the lace and deep shadows create depth and realism. Tedious brush strokes are necessary, but the end result will be well worth it. Some drawing is necessary prior to painting. Students, please bring: watercolor paper (140 lb. cold press), watercolor brushes, a palette and watercolor paints, table salt, paper towels, a pencil, and an eraser.

Wednesday | July 23 | 9:30am-4pm
Tuition: \$110 | Min 4-Max 15
Intermediate



IRIS IN WATERCOLOR
Paul Allen Taylor

The iris is an interesting flower of unique shapes and color variety. Its long petals and numerous curved edges can be a challenge when trying to capture its essence in a painting. While it's a beautiful flower, the artist must think of it only as edges and shapes. The emphasis in this class will be on washes and glazing, working from the general to the specific. Class will open with a color mixing session followed by a short exercise related to the afternoon painting. You'll work on a 10" x 10" surface using a palette of Cadmium Red Light, Cadmium Yellow Medium, and Prussian Blue.

Students are required to bring their own equipment and a supply list is available upon registration.

Thursday | Aug 7 | 9:30am-4:30pm
Tuition: \$95 | Min 5-Max 10
Intermediate



**FISHING LURE
WITH LINE & WASH**
Paul Allen Taylor

Whether it's a Jitterbug, Hula Popper, or Daredevil Spoon, fishing lures can be a fun subject to draw and paint with line and wash. In the morning you'll create a dynamic line drawing while learning the process of using matchstick and ink. Once you've got that done, the process of painting is much easier. Bring in a fishing lure you find interesting, or perhaps one that has some significance to you. The color palette will be Cadmium Red Light, Cadmium Yellow Medium, and Prussian Blue.

Students are required to bring their own equipment and a supply list is available upon registration.

Friday | Aug 8 | 9:30am-4:30pm
Tuition: \$95 | Min 5-Max 10
Intermediate




COLOR VALUE PAINTING
Lisa Wagner

Understanding color value in your work is foundational if your goal is to create a well-composed piece. These values define your focal point, and create depth, form, and interest. Clarifying tonal values adds beautiful lights and darks while having lovely mid-values to balance your work. We will use one general color to create an entire stunning piece. Please bring pencils, an eraser, a fine-tip black permanent marker, watercolors, brushes, and 140 lb. cold press watercolor paper.

Tuesday | Aug 12 | 10am-2pm
Tuition: \$80 | Min 4-Max 10
Beginner

► *Members, please take a 10% discount off the listed tuition.*



**OIL PAINTING
MADE EASY AND FUN**
Sue Ashcraft

Oil painting is a rich and versatile medium. While it can be intimidating at first as the paint remains wet longer, the benefit is that it allows you more time to rework the paint. In this two-session class for beginners, you'll learn basic oil painting techniques, color mixing, and paint handling as you paint a beautiful barn scene at sunset. You won't be intimidated by oils after you've taken this class! All supplies will be provided to complete your painting.

Please bring a bag lunch and drink, and wear old clothes that can get messy.

Tuesday & Wednesday
Aug 19 & 20 | 9am-4pm
Tuition: \$115 | Min 5-Max 8

► *Members, please take a 10% discount off the listed tuition.*



**PAINTED AND
DECORATED FURNITURE**
Margot Miller

Bring new life to your old furniture or home accessories using some of the newest and trendiest paints on the market. Learn how to transform dark and dingy furniture into fabulous vintage styles, echo the beauty of florals or natural wood highlighted with a protective tinted finishing wax or glaze, for that timeless look of country classic. Design cascading leaves, florals, geometric patterns, animal motifs and learn hand painting techniques, leaf printing using acrylic paint, chalk paint and house paints that can be painted over old wood, metal and plastic. Bring tables, chairs, cupboards, trays, bread box, picture frames, baskets. "Large or small, we'll paint 'em all!"

Wednesday & Thursday
Aug 20 & 21 | 10am-4pm
Tuition: \$150 | Min 4-Max10
All levels



**CREATIVE CANVAS
FLOOR MATS, CAT MATS,
PLACEMATS AND BEYOND**
Margot Miller

Floor cloths are a hardwearing and washable alternative to the standard rug. In this class you'll learn how to design and create a personalized canvas rug to dress up your home, office, or cottage. Best of all, these beautiful finished pieces can be used anywhere drips happen since they can be wiped clean! Personal attention and group demonstrations will assist you in designing your project, then you'll experiment with hand-painting, stenciling, stamping, geometric techniques, texture, and color as you create your personalized piece.

A supply sheet will be provided to students upon registration. Please wear comfortable clothes and bring lunch and a drink.

Tuesday & Wednesday
Aug 26 & 27 | 10am-4pm
Tuition: \$140 | Min 4-Max 8



**TRIANGLE ILLUMINATED
LANTERNS**
Carol Marie Vossler

Create your very own unique triangle lantern made from handmade paper. Participants will be guided through a step-by-step construction process that includes surface design layout, custom paper folding process and the use of adhesives. Materials include the handmade paper, a variety of stencils and punching tools, X-ACTO knives and adhesives.

Participants must bring their own illumination. Battery operated press puck lights or fairy lights work best.

Friday | June 27 | 10am-12:30pm
Tuition: \$110 | Min 4-Max 8
Teen/Adult

PAINTING & PASTELS

PAPER



CORN HUSK PAPERMAKING

Carol Marie Vossler

In this workshop, you'll learn how to make your own paper using corn husks. Lessons will include the proper use of a mould and deckle, fiber preparation and sheet formation using corn husks as well as flax and/or cotton rag. Each student will create a number of 12"x 14" pieces of traditional handmade paper, as well as learn some lamination and stenciling techniques. Instructions on how to dry and flatten your paper will be included so you can take your paper home on the same day.

Friday | Aug 29 | 10am-12:30pm
Tuition: \$110 | Min 4-Max 10
Teen/Adult

► *Members, please take a 10% discount off the listed tuition.*



CAPTURE THE MOMENT: AN INTRO TO DOCUMENTARY PHOTOGRAPHY

Erin Greene

Documentary photography is visual storytelling in which the photographer strives to capture the action and emotion of real-life moments to engage an intended audience. This workshop will provide a brief history of documentary photography, a framework for seeking and composing compelling images, examples from the instructor's portfolio, a look at works by several contemporary documentary photographers, and a "walk-about" through Clayton in search of recordable moments.

Students, please bring a DSL or mirrorless camera or a quality phone camera; comfortable walking shoes; weather-appropriate clothing; a snack, and water.

Tuesday | July 29 | 1-3pm
Tuition: \$55 | Min 5-Max 12
Intermediate

PHOTOGRAPHY



Welcome to the Pottery Studio!

Are you interested in learning the basics of creating on the wheel or hand building? Are you a potter with some experience and want to develop your skills or learn a specific technique? If so, make an appointment for a class that is designed to meet your skill level and objectives. Classes are available Monday through Sunday and can be designed to fit your schedule.

Please call the Pottery Studio at (315) 686-4123, x205 to schedule any of the following personalized classes:

- **The Clay Experience (2 hours) Tuition: \$65***

In this class you'll learn the basics of throwing on the pottery wheel and will create three pots and experiment with surface decoration. After your pots are bisque fired, you can choose a finishing glaze for your pot and a final firing will take place. Completed work takes at least two weeks to process before you can pick it up. If you are from out of town and would like us to ship your pots, we can also arrange shipping for a fee.

- **Fundamentals of Wheel Throwing (6 hours) Tuition: \$150***

This 3-day/6-hour class will take you through the entire process — throwing, trimming and glazing — and is designed for individuals who want to learn basic skills.

- **Advanced Wheel Techniques (12 hours) Tuition: \$250***

This class is designed for experienced individuals who want to explore a variety of forms as well as sharpen both wheel throwing skills and hand building techniques.

- **Studio Potter (30 hours) Tuition: \$500***

This class is designed for the serious potter and will focus on control and consistency of wheel thrown forms, handbuilding techniques, glaze development, and kiln loading and operation.

**Tuition is per person and covers instruction, clay, glazes, and firing fees.*



WHEEL THROWING WITH A SPECIAL FOCUS Emma Kearns

These three-week wheel-throwing classes are designed with a goal of creating a bowl or mug depending on the class you choose. No experience is necessary. The instructor will guide you through the processes of centering, opening, pulling walls, tool usage, shaping, carving, trimming, glazing and throwing as you create your focus piece.

Week 1—Introduction, throwing and getting familiar with the clay and wheel.

Week 2—Trimming your pieces from the first week.

Week 3—Glazing your bisque-fired pieces and design.

Two separate 3-week classes offered:

• **Focus on BOWLS | Wednesday**
Apr 16, 23, 30 | 5-7pm

• **Focus on MUGS | Wednesday**
May 21, 28, June 4 | 5-7pm

Tuition: \$125 | includes clay & firing
Min 3-Max 5 | Beginner



WOVEN CERAMIC BASKET Nancy Robins

Learn how to handbuild a functional, rectangular or round woven ceramic basket. This one-day class is ideal for those wishing to expand their handbuilding techniques, but is also appropriate for those new to handbuilding, as step-by-step instruction will be provided. The basket will be created in one day, however it will need to dry and be bisque-fired before glazing. A glazing time will be scheduled once the piece has been bisque-fired. The finished, glaze-fired basket is food-safe and ideal as a serving vessel. Once you learn the basic techniques, you can go on to create a variety of baskets in various shapes and sizes.

Thursday | June 12 | 10am-3pm

Tuition: \$125 | includes supplies & firing
Min 2-Max 5



THE ART OF RAKU Kathy Morris

Register for either of these two-session classes to experience the fast fire technique of Raku pottery. In this class you will be able to create your own pieces (2) during the first class. The second class will take you through the processes of glazing, kiln loading, firing and post firing reduction and cooling. Your piece will be ready for you to take home on the second day.

Offered twice this year:

• **Saturdays | June 21 | 1-3pm &**
June 28 | 1-5pm (two-session class)

• **Saturdays | Aug 9 | 1-3pm &**
Aug 16 | 1-5pm (two-session class)

Tuition: \$150 | Min 3-Max 8
Beginner/Intermediate 16-adult

► *Members, please take a 10% discount off the listed tuition..*



CERAMIC SERVING BOAT Nancy Robins

This boat won't float, but it will be a fun way to serve snacks or appetizers, or use as a catch-all tray for coins and keys. This handbuilt, 12" x 6.5" row boat can be customized to look like your own vessel, complete with name, or create one you would love to own. In the first class, you'll construct the vessel, and in the second half-day session you'll glaze and make your finishing touches before it goes in for its final firing.

Thursday | July 10 | 10am-3pm

Thursday | July 24 | 10am-12:30pm
(glazing and finishing session)

Tuition: \$145 includes supplies & firing
Min 2-Max 6

POTTERY



HAND BUILD A CERAMIC LAMP Kathy Morris

In this three-session workshop you will use coil and slab techniques to create a charming table lamp. The first session is devoted to design and build, the second will be surface decoration and glazing, and the final session will be wiring your lamp for use. Photo is a suggested idea.

Electrical parts will be provided, but shades will not.

Three Thursdays:
July 31, Aug 7 & 14 | 6-8pm
Tuition: \$160 | Min 3–Max 8



CLAY SHAKERS AND ORNAMENTS Kathy Morris

Participants will make up to three ceramic shaker instruments that can be strung from a Christmas tree or used in a number of ways. A shaker, or rattle, is a percussion instrument that makes a unique chiming sound when shaken—like a jingling bell. Participants will have creative freedom over the design and the studio will provide carving tools, textures, and clay to embellish the shaker. Pieces are fired and finished in a glaze of choice before being given back for pickup (free) or shipping (\$15.00).

Wednesday | Oct 15 | 10am-noon
Tuition: \$70 | Min 3–Max 8

► *Members, please take a 10% discount off the listed tuition.*



CAMP #1: GOING NEON! Nicky Badour

Looking to have a fun week filled with bright colors? Join us at art camp as we explore the bright world of neon colors with shocking pink, fluorescent yellow, lime green, electric blue, and more. Students will complete a glow painting, neon spinners and signs, blacklight drawings and whatever else we can think of!

Monday-Friday
July 7-11 | 9am-noon
Tuition: \$175 | Min 5–Max 12
Ages 5-10



CAMP #2: DRAWING & PAINTING PIZZAZZ Annie DeStefanis

Each day in this fun camp you'll explore a new painting technique with watercolor and acrylic paints. Plus, you'll learn about Plein air sketching as we take short walks outdoors and focus on drawing what we see. Class comes with a new sketchpad and pencil set to take home and keep practicing your new skills!

Monday-Friday
July 14-18 | 9am-noon
Tuition: \$175 | Min 5–Max 12
Ages 5-10

Funding for The Art Center's Youth Programming is made possible in part through the generosity of the Youth Philanthropy Council of NNYCF, the New York State Council on the Arts, and the RBC Foundation-USA.

KIDS CAMPS



CAMP #3: OUT OF THIS WORLD
Maria VanPelt

Our name will be in the stars, and our portraits in a rocket ship. Powdered paint will be sprinkled to make space galaxies, and balloons stamped to make planets. There will be alien gooey slime to stir and moon snacks to crunch. Join us, it will be a blast!

Monday-Friday
July 21-25 | 9am-noon
Tuition: \$175 | Min 5-Max 12
Ages 5-10

CAMP #4: SUMMERTIME FIBER FUN!
Annie DeStefanis

Outdoors + Fiber Arts = Summertime Fun! Plan on an outdoor scavenger hunt to find leaves, make friendship bracelets in the park, create dream catchers with twigs and yarn, weave potholders with a mini loom, and learn how to make tie-dyed T-shirts using different techniques and color patterns. We'll be venturing outdoors for part of each day (weather permitting, inside for inclement weather), so wear sunscreen and a hat, and bring a refillable water bottle.

Monday-Friday
July 28-Aug 1 | 9am-noon
Tuition: \$175 | Min 5-Max 12
Ages 5-10

CAMP #5: DEEP DIVE
Maria VanPelt

Dive right in! This week of art camp, we will build 3D coral reef sculptures, paint bubble wrap to make puffer fish, and experiment with mixed media creating sea creatures. Our hands will be sticky making ocean slime! Our lungs will be full, blowing paint with straws! There will be sharks in your jello and mermaid treasure to collect.

Monday-Friday
Aug 4-8 | 9am-noon
Tuition: \$175 | Min 5-Max 12
Ages 5-10

CAMP #6: READY, SET, CREATE
Nicky Badour

Do you like to paint, draw, sculpt and build? Then this week is for you! Bring that creativity and join us as we design papier mâché sculptures, stacked paper collages, paint on canvases, mixed media portraits and much more!

Monday-Friday
Aug 11-15 | 9am-noon
Tuition: \$175 | Min 5-Max 12
Ages 5-10

► *Members, please take a 10% discount off the listed tuition.*

Kids Camps #1-7 will be held at Christ Episcopal Church, 235 John Street, Clayton.

KIDS CAMPS

The Arts Center offers an After School Arts program for area school children in Grades K-8 during the school year.



**CAMP #7:
THE SCIENCE OF ART
Annie DeStefanis**

Blend the fun of art with the creativity of science as we explore DaVinci's Golden Ratio (life-size body drawing), Loomis Facial Proportions (paper silhouettes), Hubble Telescope(outer space painting), and Newton's Law of Gravity (slime vs. gel vs. oobleck). Hands-on and kid-friendly!

**Monday-Friday
Aug 18-22 | 9am-noon
Tuition: \$175 | Min 5-Max 12
Ages 5-10**

**TEEN WHEEL &
HANDBUILDING CAMP
Nicole Toskin**

In this week-long camp, you'll learn about the properties of clay, explore and experiment with handbuilding techniques and throwing on the wheel. You'll also learn how to use the slab roller to prepare sheets of clay for your handbuilding projects and learn about glazes and their application on your pieces. Work can be picked up 2 to 3 weeks after class. Bring some friends and have a fun and creative week!

**Monday-Friday
July 28-Aug 1 | 1-4pm
Tuition: \$175 | Min 5-Max 12
Ages 11-17**

Class will be held in TIAC's Pottery Studio.

**GALAXY TIE-DYE
Katie Duford**

Blast off into creativity with our Galaxy T-shirt class, perfect for kids and teens! In this fun, hands-on workshop, you'll use liquid dyes to craft a colorful cosmic background and bring your galaxy to life by adding stars with bleach and fabric paint. Explore your imagination as you create swirls of nebulae and twinkling star fields on your very own T-shirt. You don't have to be a kid to enjoy this class and adults are welcome too!

T-shirts are provided plus all supplies for this two-day class. Please click on your size when registering.

**Saturday | Aug 9
10am-12:30pm (create your tie-dye)
Monday | Aug 11
10am-12:30pm (unwring and rinse)
Tuition: \$60 | Min 5-Max 12**



Scholarships are available for all youth programs. Please contact the Arts Center for info.

► Members, please take a 10% discount off the listed tuition.



2025 Summer Programs & Events

Visit abm.org for the Education Programming
Schedule & Events Calendar

Ride the River...Take a Speedboat Ride!
Row a skiff • Shop The Museum Store
Take a Guided Walking Tour of the Historic Houseboat



ANTIQUE BOAT MUSEUM

750 Mary St, Clayton • 315.686.4104
abm.org • Open May-October

Rt. 12 Clayton, NY
Located in the heart of the 1000 Islands!



Natali's Restaurant
Serving Lunch and Dinner

C-Way Motel
1 and 2 Bedroom Apts, WiFi

C-Way Golf Club
18 hole par 71

Specializing in Golf Packages!
1-866-292-9778
Book Online at www.cwayresort.com



Crowley & Halloran, CPAs, P.C.
Certified Public Accountants, Auditors, and Consultants

215 Washington Street, Suite 100
Watertown, NY 13601

Phone: (315) 788-3140
Fax: (315) 782-5321

www.crowleyhalloran.com
Email us at info@crowleyhalloran.com



SPICER MARINE
SPICER-MARINE.COM | 315.686.3141
THOUSAND ISLANDS | CLAYTON NY




For Dinner, Drinks or a Relaxing Getaway...
EXPERIENCE THE TRADITION
of the 1000 Islands in Luxury.



- » 105 Deluxe Guest Rooms & Suites
- » Seaway Grille & 1000 Islands Bar
- » Riverside Patio
- » Grand Ballroom & Conference Center
- » Indoor Swimming Pool & Jacuzzi
- » State-of-the-art Fitness Center
- » Concierge Services & Business Center
- » Destination Weddings!

Harbor Hotel
 1000 ISLANDS • CLAYTON



 200 Riverside Drive • Clayton, New York
 315-686-1100 • www.1000islandsharborhotel.com 



Northern New York
Community Foundation

*Support the things
 you care about most...
FOREVER.*

Consider creating a named Community Foundation fund to support YOUR favorite organizations, church, scholarships, passions and interests, or geographic region in for good, forever. The most enduring way to impact what matters most to you.

Ask about the Thousand
 Islands Arts Center
 endowment fund at the
 Community Foundation

131 Washington Street • Watertown, NY 13601
 St. Lawrence County Extension: Canton, NY

315-782-7110 • info@nnycf.org • nnycf.org



Your Community. Your Foundation. Your Legacy.

SUE DeLEARIE ADAIR, Schenectady, NY, is a long-time birder who teaches classes centered on her favorite subject matter—wild birds and small mammals. She creates graphite and mixed media drawings using various combinations of watercolor and colored and graphite pencils. Sue's work is selected annually for national and international exhibitions.

JOAN APPLEBAUM specializes in painting landscapes and nature. Her inspiration comes from the woodlands and waterways of Coastal DE and Northern NY. Joan's paintings are in collections throughout the U.S. and abroad. She has taught at Rehoboth Art League, Biggs Museum of American Art, Mispillion Art League, and the Thousand Islands Arts Center.

SUE ASHCRAFT has been painting for over 25 years and teaching for 24 of those years. She started by learning Tole painting with acrylics and later expanded into teaching fine art in acrylic, oil, and pen and ink mediums.

NICKY BADOUR earned her MS in Art Education from Syracuse University. She and her family live in Clayton, and she is the high school art teacher at Thousand Islands Central School, where she teaches classes in drawing and painting, traditional and digital photography, studio art, ceramics, sculpture, crafts, and interior design.

SUSAN BERRY has been a glass artist for over 40 years and is the owner of Jagged Glass LLC. She has worked with many aspects of the glass medium and continues to explore new techniques and methods. Susan is a fourth-generation River Rat, spending her summers at her glass studio on Bartlett Point in Clayton.

HARRIET BURRIS is a retired physician and native of Alexandria Bay. She has been knitting for 55 years and weaving for 35 years, fueling her love affair with structure, pattern, fiber and color. She is passionate about sharing mind-blowing possibilities and passing on practical, usable skills. She is an Arts Center Wednesday Weaver and Board of Trustees Member.

HELEN CONDON has been braiding rugs for over 60 years. She has taught at the Arts Center, TAUNY in Canton, Great Camp Sagamore, VIEW in Old Forge, Schoharie River Center, and her Parishville studio.

ANNIE DESTEFANIS is a retired teacher and attorney advocate for children's rights for the past 30 years. Educated in fine arts at Carnegie Mellon University and law at Duquesne University, Annie loves to foster lifelong creativity no matter what profession you're in. She believes everyone has a story to tell and a picture to paint!

PAT DESTEFANIS is a graduate of Cornell University and enjoyed a 39-year teaching career before retiring from the school system. She also raised sheep and operated a wool and weaving business which is when she developed her skill and love of weaving. Pat belongs to the Arts Center's group of Wednesday Weavers.

KELLY DIAMOND is the owner of Metal Morphosis Jewelry Studio in Syracuse, NY, and has been sharing her love of jewelry-making with students for over 10 years. She has a special fondness for beginners and a curious habit of transforming unsuspecting people into jewelry addicts.

DAVE DINGER has been drawing all of his life, but developed a love of painting after taking classes with the late Wilson Bickford. While Dave prefers acrylics, he continues to follow Wilson's style and direction in his painting and teaching. Dave's work has been shown in galleries in New York and Florida, including at the Arts Center.

KATIE DUFORD is a Clayton-based artist and teacher of the visually impaired. She began tie-dyeing while in college for fashion design and rediscovered that passion in 2023 by founding Deep River Dyes. Katie has two children in whom she finds daily inspiration to create her vibrant artworks. Her website is DeepRiverDyes.com.

LAUREN EVANS is a retired high school art teacher and local artist with lifelong experience in various mediums. She later developed a keen interest in fiber arts and handcrafts which seemed to naturally lead her to chair caning. Lauren takes great pride in her craftsmanship and is always striving for a perfect finished product.

ERIN GREENE is a retired English teacher and *Thousand Islands Sun* editor. She began her photography journey with a 2018 workshop led by Chris Murray, followed by numerous other courses. Her images have appeared in the *Thousand Islands Sun*, several north country galleries, and *TI Life* magazine.

ROBIN HOFFMAN has been playing in the soil since she was a child. Her career as a landscape architect involved the design of public parks, urban centers, and residential gardens. After leaving private practice, she taught landscape design studios and site engineering in the Department of Landscape Architecture at SUNY College of Environmental Science and Forestry in Syracuse, NY. Robin lives in Clayton and serves on the Board of Directors for the Thousand Islands Land Trust.

TERRI JAMES is a retired teacher who creates artwork using pebbles and rocks. She started by creating families and then expanded into seascapes, flowers, animals, brides/grooms, and pets. Terri has created over 200 pieces and often incorporates other natural elements like sea glass, shells, and driftwood with the pebbles. She has been in several art shows across the North Country and her work can be seen on her Instagram page [@familystoness](https://www.instagram.com/familystoness).

EMMA KEARNS joined the Arts Center just over a year ago as a student herself. She was hooked when she completed her first 16-piece dining set. When she isn't working on new creations in the pottery studio, Emma is busy making pottery pieces for local pop-up Ceramics & Cocktails events, and working at The Clipper Inn during the summer months. Emma is looking forward to learning more and teaching!

PENNY KRING has owned and operated Heath Photography for 35 years. She got interested in barn quilts through the Iva Smith Memorial Gallery and the Hammond Barn Quilt Trail, seeing how they added so much beauty to the scenery. Penny has been painting barn quilts for a number of years and has several commissioned pieces hanging on North Country barns.

INSTRUCTOR BIOS

AMY SMITH LINTON is a writer, sailor, Arts Center supporter, and passionate sewing enthusiast. She lives in Tampa, FL, and Redwood, NY, as the seasons dictate. Her blog, which includes some sewing content, can be found at amysmithlinton.com.

CHRISTINA LOEW is a retired Professor of Physiology with an artistic heart. A native of Clayton, she spent her career in the sciences at Cornell University and later, Wells College. She is an avid beekeeper, gardener, knitter, needlepoint enthusiast, and sketching artist, and maintains several diverse research projects on topics including honeybee viruses and the anatomy of deep-sea fishes. She is also an ad hoc volunteer in the library at the Arts Center.

MARCI EVANCHO MASON is a seasoned watercolorist from the Pittsburgh suburb of Turtle Creek. She is a school art teacher and has been a watercolor instructor for over 30 years. Her paintings can be found in corporate and private collections and she welcomes commissions of all kinds. Marci describes herself as somewhat of a rebel watercolorist, not following the written rules, but always managing to achieve what she attempts.

MARGOT MILLER is an Ontario College of Art and Design graduate and has been a lecturer and instructor at Sheridan College, St. Lawrence College, Queen's University, and Fleming College. She has traveled extensively in Southeast Asia and worked as a designer in India for a Canadian company. Margot designs and sells her painted clothing, floor cloths, and furniture from her studio in Rockport, Ont., and has exhibited her work in numerous galleries. Her work can be seen at margotmiller-summerhouse.com.

KATHLEEN MORRIS developed a love for ceramics when she met internationally known ceramicists Otto and Vivika Heino. She earned her BA in Art at Kean College with a concentration in ceramics and photography and went on to teach in both disciplines at the Lakeland School in Chester, NJ. She also studied at the Tuscarora Pottery School in Tuscarora, NV, and Scuola d'Art Ceramica in Deruta, Italy. Kathy is the staff potter at the Arts Center and a member of the Fibonacci Art Gallery in Watertown, NY.

BETH PARKES started her journey with textile arts as a weaver. In 1990 her mother-in-law introduced her to lacemaking, and she has been making lace (and weaving) ever since. She loves the fact that while bobbin lace looks intimidating, it is actually one of the easier textile arts. Anyone who has done crochet, knitting, or weaving can easily pick up bobbin lace.

NANCY ROBINS has enjoyed a lifelong passion for crafting in a variety of mediums including fiber and needle arts, doll making, drawing, and her most recent love, ceramics. Ever since she took her first ceramics class at the Thousand Islands Arts Center pottery studio 11 years ago, she has continued to learn and experiment with clay. Currently, her passion is surface design and sculptural techniques. A Clayton summer resident, she spends the winter months in Southern California where she enjoys sharing ceramic techniques with friends and family in her home studio.

COLETTE SAVAGE is an award-winning plein air artist who works exclusively in pastel. She is a member of the Pastel Society of Western NY and Greater Rochester

Plein Air Painters. She teaches art classes and creates instructional videos about pastel painting on YouTube and Instagram [@colettesavage.artist](https://www.instagram.com/colettesavage.artist).

LINDA SCHERZ has been weaving baskets for over 30 years. Her love for weaving led her into designing, teaching, exhibitions and juried shows, winning numerous awards for her baskets. Known for her intricate patterns, eye for color and incorporating different materials in her designs, Linda teaches throughout the United States for various guilds, conferences, art centers and organizations.

CHERYL SIMEONE is a retired NYS certified art teacher and an award-winning artist in drawing and painting. She is a member of three regional art galleries, and while painting in oils is her passion, jewelry making is a relaxing sideline. Cheryl balances her jewelry making with plein air painting competitions in the summer and studio work.

ANNMARIE SIMMONS is a retired elementary and special education teacher from Clayton. She is committed to lifelong learning which led her to the Arts Center and her first weaving class. Annmarie is now an enthusiastic Wednesday Weaver and weaving instructor at the Arts Center, as well as a member of Northern Blend Chorus.

SARAH ELLEN SMITH is a North Country native and resident of Clayton. An artist all her life, she is a glass bead maker, jeweler, photographer, painter, mosaic artist, journalist, and teacher. For 11 years she collaborated with John Arnot at St. Lawrence Pottery. You can see Sarah's work at sarahellensmithartist.com.

PAUL ALLEN TAYLOR is a professional watercolor painter from Rochester, NY, who is recognized for his unique use of color and impressionistic style. He is a respected teacher and workshop instructor and has developed a following of students who find his style very approachable and highly-skilled. You can see Paul's work at paulallentaylor.com.

NICOLE TOSKIN is a skilled artist in multiple mediums. In the last four years, she has focused her artistic expression on pottery. Her style has been described as whimsical, with a passion for teaware.

MARIA VANPELT is currently a teacher at LaFargeville Central School and has been helping kids discover their creative potential for over 18 years. Maria completed her undergraduate coursework at the Fashion Institute of Technology in New York City, followed by an M.Ed. from SUNY Potsdam.

CAROL MARIE VOSSLER holds a BFA and MFA in Sculpture from Plattsburgh State University and Syracuse University. She is a multidisciplinary artist with 30 years of experience teaching, specializing in handmade paper and ceramics, creating two- and three-dimensional forms.

LISA WAGNER is a watercolor, acrylic, and collage artist who has been painting and teaching for 30 years. She has been a full-time artist the last twelve years, with her work being showcased in several local, national, and international exhibitions. Lisa lives on Wellesley Island, and you can see her work at lisawagnerart.com.

YOUR LOCAL RIVER REALTORS



Trust an agent with over 1540 Transactions and \$282,000,000 in sales locally!

YOU CAN TEXT ME ON
315-778-1191
LAKEONTARIOREALTY.COM



Lake Ontario



Realty LLC

Amanda Miller

Lic RE Broker / Owner

315-649-3434



Carrying On A Family Tradition Since 1946

**Furniture • ACE Paint
Hardware • Housewares
Plumbing • Electrical**



**435 Riverside Drive, Clayton
(315) 686-5222 • reinmans.com**





Your Gateway to Thousand
Island Living Begins Here.



Robin Lucas

ASSOCIATE
BROKER

315.430.9729

FOURSEASONSSIR.COM

Each Office Is Independently
Owned And Operated.



PO Box 289
212 William Street
Cape Vincent, NY 13618
Telephone 315.654.2376
ronyoungs58@gmail.com
Ron Youngs, Owner

Residential & commercial services including:

- New electric installations & panel upgrades
- Track, accent, specialty & energy efficient lighting
- Fan installation
- Home standby generator installation & service
- Trouble shooting & remodeling

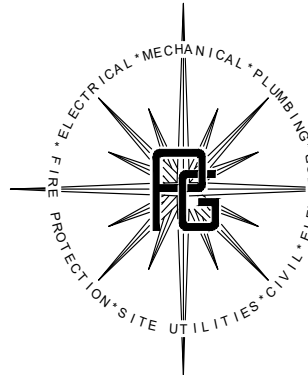
Thirty-five years of experience in electrical work & construction.
Fully insured.

Thousand Islands Sun
Your Hometown Newspaper

Rt. 12 Alexandria Bay
315-482-2581
tisun@gisco.net

SHAGGY
owner
shagtasticj@gmail.com
954-636-0191

COASTAL CANVAS
"We've got you covered"



**Peterson Guadagnolo
Consulting Engineers PC**

476 East Brighton Avenue
Syracuse, New York 13210-4144
Telephone: (315) 476-8311
email: email@pgengineers.com

www.pgengineers.com

PGPC offers full service planning, design and construction administration for building mechanical, electrical, plumbing, and fire protection projects.

Our specialty consulting services includes vertical conveyance, information technology systems and site utilities. We can take your project from concept to reality.

Contact us for your engineering needs. We are here to partner with you!

**Shur
Fine
CLAYTON**
503 State Street

ONE STOP SHOPPING CENTER
FRESH MEATS | FRESH PRODUCE | FULL LINE DELI & BAKERY
FREE DOCK PICK-UP AND RETURN | VALERO GASOLINE
686-3601 VISA DISCOVER



FRENCH CREEK MARINA & CAMPGROUND

• COMPLETE MARINE SERVICES •

Certified Mechanics • Diesel Specialist • Machine Shop
 Volvo • Yanmar • Westerbeke • Launch Ramp
 Dock Rental • Guaranteed Service
LARGEST PARTS & PROP INVENTORY IN THE NORTH COUNTRY

• FULL SERVICE CAMPGROUND •

Cottage Community Coming Soon! Call for details!
NEW Covered Floating Docks Available!
 Boat Storage

• **SUMMER HOURS 8 AM-5 PM 7 DAYS / WEEK**

250 Wahl Street, Clayton NY13624 • 315.686.3621 • frenchcreekmarina.com

Angel Rock

WATERFRONT COTTAGES & VACATION HOMES




*Upscale Accommodations
 Directly on the River!*

*1, 2 & 3 Bedroom Cottages
 2 & 5 Bedroom Vacation Homes*

Heated Inground Pool • Air Conditioned • Free Cable TV
 Free WiFi • Dockage • Canoe & Kayak Rentals • Fishing Pier
 Outdoor Rec Area With Playground, Shuffleboard & Volleyball
 Host Your Next Event or Wedding In The Barn at Angel Rock!

Open Year Round

34311 NYS Rte 12E, Cape Vincent, NY 13618
 (315) 654-2495 stay@angelrock.com

*Virtual Tours &
 Online Reservations Available at*

AngelRock.com

Wellesley Island Grown
 Certified Organic

CROSS ISLAND FARMS




www.crossislandfarms.com



THE HOME-SCALE FOREST GARDEN

How to Plan, Plant, and Tend a Resilient Edible Landscape




The Enchanted Edible Forest
 Wellesley Island, New York
 U-pick • Tours • Talks • Consults

O'BRIENS

RESTAURANT & BAR

226 Webb St. Clayton | 315-686-1110



SERVING LUNCH & DINNER
DINE-IN / TAKE OUT • LATE NIGHT MENU
CATERING • LIVE ENTERTAINMENT



obriensclayton.com



221 John Street

Clayton, New York 13624

315.686.3111



www.CerowAgency.com



THE IVY RESTAURANT

The 1000 Islands* Best – Kept Secret

613.659.2486 – www.ivyleaclub.ca

61 Shipman's Point Lane, Lansdowne, On.



Proud sponsor of the
Thousand Islands Arts Center

RBC Wealth Management

19485 U.S. Route 11 | Watertown, NY 13601

us.rbcwm.com/watertown



© 2023 RBC Wealth Management, a division of RBC Capital Markets, LLC, registered investment adviser and Member NYSE/FINRA/SIPC.

23-WO-03150 (11/23)

HATE THE DENTIST?

Treat Yourself & Your Family To Comfortable, Safe & Anxiety Free Dental Care In Our Office



Scott LaClair, DDS

Committed to improving the patient experience with cutting edge technology and compassionate care!



315-686-5142
775 Graves Street, Clayton
ClaytonDentalOffice.com



Connecting you to the Beauty of the North Country



WATERTOWN



DAILY TIMES



Call 315-782-1012 to subscribe and be connected



EagleShoppe

"CLASSICS FOR A NEW GENERATION"

527 Riverside Drive, Clayton, NY www.eagleshoppe.com



NIC+ZOE



Your Bank For Good.



www.watertownsavingsbank.com (315) 788-7100



BLACK HORSE CONSTRUCTION GROUP

Design-Build Contractor • Preconstruction Consulting • Project Management
Commercial, Educational, Industrial and Infrastructure Construction

*A NYS DOT-DBE Specializing in NYS DOT Road Work to Include:
Concrete Curbing, Sidewalks, Stamped Concrete, Slip-Form Curbing*



Certified
Women-Owned
Business Enterprise

blackhorsegroup.us
800 Starbuck Ave, Suite 100AB, Watertown, NY 13601
P: 315.755.1213 • F: 315.681.6599



Lucianne Lanzione LaPierre
Owner
Email: info@carrierbay.com

PO Box 221
Clayton, NY 13624
Office: 315.921.1891
Fax: 888.511.0497



Reinman's Decorating Center

315-686-2636

528 Riverside Dr.
Clayton, N.Y. 13624



Klepper, Hahn & Hyatt

Klepper Hahn & Hyatt specializes in
Structural Engineering | Landscape Architecture
Building Envelope Systems

**Proud to provide design consulting
services for the new home of the
Thousand Islands Arts Center and Museum!**

(315) 446-9201 | www.khhpc.com
5710 Commons Park Drive
East Syracuse, NY 13057



RESTAURANT LOUNGE & MOTEL

Now With Outdoor Dining

*Where People Come For
Great Food & Good Times!*

126 State Street, Clayton NY 13624

For Information and Reservations...
Please Call 686-3842 ~ April - October
clipperinn.com





Artisans & Delicacies



Unique Pieces from
60+ Local Artists



Serving Breakfast & Lunch
Bagels by the Dozen
& Specialty Coffees

**307 RIVERSIDE DR
CLAYTON, NY 13624
315-783-5966**

1000IslandsArtisans.com

1000 Islands River Rat Cheese

242 James Street, Clayton New York
315.686.2480



Home of the Squeaky Cheese Curds!

Available in Plain & Assorted Flavors

*Mild to 16 year old aged cheddar,
flavored cheese & much more!*

Stop into our specialty shop or shop online

www.riverratcheese.net

Open 7 days a week



TAYLORED
ARCH
Taylored Architecture PLLC

315.399.8936
www.tayloredarch.com



REGISTRATION FORM

You can also register online at TIArtsCenter.org.

Name _____ Parent's Name (if child is under 18) _____

Address _____ State _____ Zip Code _____

Contact Phone # _____ Email Address _____

Class name _____ Class name _____

Day, Time, and Dates _____ Day, Time, and Dates _____

\$ _____ \$ _____
Tuition Tuition

Do you require handicapped access?

PAYMENT INFORMATION:

TUITION TOTAL \$ _____

MEMBERSHIP DISCOUNT (10%) - \$ _____

TOTAL AMOUNT ENCLOSED \$ _____

■ Please make **CHECK** payable to: **T.I. Arts Center**.

■ Or **CHARGE** (check one): MasterCard Visa American Express Discover

CC# _____ Exp. Date _____ Sec. Code # _____

Signature _____

I consent to have **my photo** used in Arts Center promotional materials.

I consent to have **my child's photo** used in Arts Center promotional materials.

POLICIES, GUIDELINES & DISCOUNTS

- Tuition is due at time of enrollment. If class does not reach minimum number, students will be notified and full tuition will be refunded. Please see full refund guidelines on page 2.
- Arts Center members receive 10% class discount.

Mail to: Thousand Islands Arts Center, 314 John Street, Clayton, NY 13624



TASTING ROOM

421 RIVERSIDE DR
CLAYTON, NY 13624

321 HOWK ST
WATERTOWN, NY 13601

PRESENT THIS AD FOR 1
FREE TASTING!

*NO CASH VALUE. CAN NOT BE COMBINED WITH ANY OTHER OFFERS. OFFER EXPIRES DECEMBER 31, 2024

garlandcitybw.com



Frederic Remington
Art Museum



Where art comes to life.

www.FredericRemington.org
303 Washington Street, Ogdensburg, NY 13669

An Old-Time Plains Fight ca. 1904, FRAM 66.43, CR 2721 ★ Coming Through the Eye ©, 1902, FRAM 66.2




CLAYTON
OPERA
HOUSE

"Your Year-Round Entertainment Destination!"

You know us for our performances, but did you know you can rent the **Performance hall** or **Ballroom** for your:

- *Wedding
- *Business Meeting
- *Corporate Party
- *Benefit
- *Reunion
- *Bridal Shower
- *Baby Shower
- *Prom
- *Birthday Party
- *Theater Performance

Scan here to see our upcoming performances!




Thousand Islands Performing Arts Fund
403 Riverside Drive, Clayton NY 13624
315-686-2200 | ClaytonOperaHouse.com

► Join or renew online at TIArtsCenter.org. ▼ Or fill out the form below.

SUPPORT THE ARTS



Yes, I would like to support the Arts Center!

New Renewal Upgrade

Sign me up at the following level of support:

- Sonja Wahl Society~\$5,000**
- Emily Post Founders Circle~\$2,500-4,999**
- Weavers Circle~\$1,000-2,499**
- Curators Circle~\$500-999**
- Artists Circle~\$250-499**
- Potters Circle~\$150-249**
- Family~\$100-149**
- Individual~\$50-99**

CONTACT INFORMATION (please print clearly)

Name (as you would like it listed): _____

Email Address: _____

Summer Address: _____ Dates: _____

City: _____ State: _____ Zip Code: _____

Phone: _____ Cell: _____

Winter Address: _____ Dates: _____

City: _____ State: _____ Zip Code: _____

Phone: _____

FORM OF PAYMENT

Enclosed is a check in the amount of \$ _____ payable to **T.I. Arts Center**.

Or charge to (check one) Visa MasterCard Discover American Express

\$ _____ Card # _____ Exp. Date _____ Sec. Code # _____

Signature _____

Membership is valid for one year from the month purchased. The Arts Center is a non-profit 501(c)(3).

FRENCH BAY & ISLANDER MARINAS



530 THERESA STREET, CLAYTON
(ADJACENT TO THE ANTIQUE BOAT MUSEUM CAMPUS)

RESERVE TODAY! SLIPS ARE LIMITED!

- COVERED SLIPS AND NEW SLIP RENTALS UP TO 50' ALL SLIPS INCLUDE POWER, WATER AND WIFI COURTESY LOUNGES
- SECURITY SYSTEM
- FULL MARINE SERVICES
- INDOOR AND OUTDOOR WINTER STORAGE
- BOAT BROKERAGE
- ACCOMMODATIONS AVAILABLE
- OPEN YEAR-ROUND



LOCATED WITHIN WALKING DISTANCE OF RESTAURANTS, SHOPS, MUSEUMS, AND PARKS IN HISTORIC CLAYTON LAST BUT NOT LEAST....AWARD WINNING SUNSETS!

WWW.FRENCHBAY.COM



WE HAVE THE SERVICES YOU NEED, CLOSE TO HOME

GENERAL SERVICES:

- CARDIOPULMONARY
- 24/7 EMERGENCY ROOM
- FAMILY HEALTH CLINIC
- IMAGING SERVICES
- WOMENS HEALTH
- PHYSICAL THERAPY
- SURGICAL SERVICES
- LABORATORY SERVICES
- BEHAVIORAL HEALTH
- CONVENIENT CARE

SPECIALTY SERVICES:

- UROLOGY
- CARDIOLOGY
- VASCULAR
- DERMATOLOGY
- ORTHOPEDICS
- COLORECTAL
- NEPHROLOGY



LET US TAKE CARE OF YOUR HEALTH

4 Fuller Street
Alexandria Bay NY 13607

315-482-2094

www.riverhospital.org

Every family. Every community. Everybody benefits.

Everyone deserves to be cared for and to live a healthy life. And we're here to help make it happen. We have affordable health plans for businesses, individuals and families, and we work every day to put the health of our communities first. Because we work and live here, it's our mission to make care more accessible and affordable. And when we do that, everybody benefits.



Visit us at ExcellusBCBS.com

A nonprofit independent licensee of the Blue Cross Blue Shield Association.





314 John Street
Clayton, NY 13624



Scan here for
our homepage.

2025 Events & Exhibition Schedule

Nature's Threads: A Selection of Textiles From the Collection January 23–February 20

TI Middle & High School Arts Showcase February 26–April 11
Reception: April 3, 6-8pm

wholecloth: Memory and Meaning in Nonconventional Weaving by Carl Stewart April 23–May 17
Reception: May 9, 4:30-6:30pm
Artist talk (virtual): April 24, 6pm

Linda Toomey: Beyond the Landscape April 23–May 17
Reception: May 9, 4:30-6:30pm
Artist talk: May 13, 4pm

Wear Art Thou!: A Juried Wearable Art Exhibition May 28–July 5
Reception: June 25, 5-7pm
Fashion Show: June 8

Summer Arts Kickoff June 28, 3-6pm

A River Perspective: The Art of Paul Allen Taylor July 9–August 9
Reception: July 10, 5-7pm
Artist Talk: July 14, 3:30pm

1000 Islands Art & Craft & Antique Festival August 9–10
10am-5pm (Saturday)
10am-4pm (Sunday)

Along the River's Edge: An Annual Juried Exhibition August 20–November 14
Reception: August 20, 5-7pm

Summer Arts Sendoff September 13, 3-6pm

30th Annual Weaving History Conference (virtual) October 20-22

The Elves' Fair December 6, 9am-2pm