



Thousand Islands Arts Center's **2026 Class Catalog**

Artwork by Helen Cardamone



CRAFTED TO FIT YOUR VISION

Marvin products are distinguished by their remarkable beauty, industry leading performance, and thoughtful features inspired by the way people want to live. The unsurpassed range of window and door sizes, styles, and custom opportunities will help bring even your most ambitious design vision to life.

Let our Marvin specialists at Wellesley Island Building Supply help you create the spaces you've been dreaming of.



WELLESLEY ISLAND
BUILDING SUPPLY

Fineview NY
www.wellesleyislandbuildingsupply.com
315-482-6600

©2022 Marvin Lumber and Cedar Co., LLC.



Thousand Islands Arts Center
314 John Street—
321 James Street
Clayton, NY 13624
315-686-4123
TIArtsCenter.org

Our Mission

To advance art, craft, and our unique handwoven textile collection through education and exhibition.

2026 Board of Trustees

Kathy Elliott
Chair

Meghan Caddick
Vice Chair

Sam Wardwell
Treasurer

Sallie Lake
Secretary

Mary Jo Champion
Peter Eckstein
Jan Hampton
Kathleen Hanna
Caroline Larson
Robin Gedney Lucas
Jessica Murray
Meredith Bonisteel-Nims
Joy Rhinebeck
Fred Schmitt
Justin Taylor
Doreen Williams



Staff

Mia Ramseier
Executive Director

Marina Loew
Assistant Director &
Curator

Katherine Lake
Education & Communications
Coordinator

Lynn Thompson
Events & Membership
Coordinator

Kathy Morris
Pottery Manager

Welcome!



As the Thousand Islands Arts Center approaches a remarkable milestone—our 60th anniversary—we find ourselves at a moment of both reflection and momentum. For six decades, the Arts Center has been a place where creativity is explored, skills are passed down, and people of all ages come together through shared artistic experiences. That legacy continues to guide us as we look toward an exciting future.

In 2026, we will celebrate the opening of our new home at 321 James Street, a transformative step for the Arts Center and for the cultural life of the North Country. This new facility represents the culmination of years of thoughtful planning and

a shared belief that the arts deserve spaces that are inspiring, accessible, and built to last. Expanded classrooms, galleries, and studios—along with a permanent home for the Handweaving Museum—will allow us to serve more people, support more artists, and deepen the impact of our programs for generations to come.

This moment did not happen overnight. The Arts Center's last capital campaign, completed in 2003, brought our pottery studio to life. Since then, participation in our programs has grown steadily, and it became clear that our existing facilities could no longer support the breadth of activity happening within our walls. In response, our Board of Trustees adopted a long-term strategic plan focused on building a modern, resilient campus—one that honors our heritage—while positioning the Arts Center for the next sixty years.

Our campus expansion is progressing in intentional phases, starting with the completion of 321 James Street, followed by a Vest-pocket Art Park at 313 James Street, and future enhancements to our historic John Street residence and pottery studio. Together, these efforts create a unified vision: a dynamic, adaptable arts campus designed to support education, exhibitions, and community connection throughout the year.

As we enter this new chapter, our commitment remains the same—to provide high-quality, welcoming arts education and experiences for everyone who walks through our doors. The classes and workshops in this catalog reflect both who we have always been and who we are becoming: a place rooted in excellence, curiosity, and creative exchange.

Thank you for being part of this journey. Whether you are joining us for the first time or returning year after year, we are delighted to learn, create, and grow alongside you in this milestone season and beyond.

Warmly,

Mia Ramseier, Executive Director

Table of Contents

Welcome.....	1
Drawing.....	5
Dyeing.....	6
Fiber Arts.....	7
Jewelry.....	8
Mosaics & Glass.....	10
Painting & Pastels.....	12
Paper.....	17
Photography.....	17
Other.....	18
Pottery.....	19
Kids Camps.....	21
Community Crafting.....	23
Holiday Classes.....	24

THANK YOU TO OUR TEACHERS, ADVERTISERS, STUDENTS, AND MEMBERS FOR YOUR GENEROUS SUPPORT OF THE ARTS!

Share your creativity—teach at the Arts Center!

We offer a wide variety of classes led by talented artists and art instructors from across the region. Our instructors are independent contractors who teach within their specific disciplines and around their own availability. If you're interested in sharing your skills with our creative community, we'd love to hear from you! Request a Class Proposal Form or visit our website under the "Learn" tab to get started. We're always looking to expand our class offerings and welcome fresh ideas and new instructors. Join us!

A Space for Community & Creativity

When classes are not in session, our doors are open for community groups to gather, create, and connect. Invite your knitting circle, crocheting friends, weaving guild, or bead group for an evening of shared inspiration. Need a welcoming space for a club meeting or creative practice? We'd love to host you. Call us at **315-686-4123** to explore available times and reserve your space. Let's create together.

Volunteer

The Arts Center thrives because of our incredible community. We're always grateful for helping hands—whether you enjoy small projects, organizing, assisting with classes, setting up events, or supporting exhibitions. Volunteering is a meaningful way to connect with others, build relationships within the community, support the arts, and make a difference. Call us at **315-686-4123** to learn how you can get involved.

Payments & Cancellation Policy

Full payment is required at the time of registration unless otherwise noted.

Cancellations:

- **10 business days or more prior to class:**
Full refund minus a \$10 processing fee
- **5 business days prior to class:**
50% refund minus a \$10 processing fee
- **Less than 5 business days prior or no-shows:**
No refund

Thank you for your understanding and support. Please dress comfortably and appropriately for your class. You're welcome to bring a snack, lunch, and a beverage to stay refreshed throughout the day.

2026 Class Calendar

APRIL

Apr 29: Mosaic Necklace (10)

MAY

May 5: Knitting Night (24)
May 6: Collage Night (24)
May 27: Mosaic Necklace (10)
May 28: Paint Night (24)

JUNE

June 2: Knitting Night (24)
June 3: Collage Night (24)
June 10: Fabricate Your Own Sterling Silver Earrings (9)
June 15-16: Exploring Weaving (7)
June 15: Color Changing Hue (7)
June 15, 22, 23: Mosaic Piece By Piece Totem Pole (11)
June 16: Mosaic Necklace (10)
June 17: Mosaic Glass Art (10)
June 18: Painting Water in Watercolor (13)
June 18: Beginner Barn Quilt (15)
June 20: Mosaic Necklace (10)
June 20: Botanical Bundle Dyeing (6)
June 25: Paint Night (24)
June 25, 26: Plein Air Painting (13)
June 29: Painting with Watercolor (14)
June 29-July 1: Impressionism in Oil Painting (15)
June 30: Watercolor & Ink (16)

JULY

July 1: Collage Night (24)
July 6, 7, 9, 10: Weaving 101 (7)
July 6-10: Kids Camp #1: Color Me Crazy (21)
July 7-8: Painting the Mood (12)
July 7, 8, 9: Introduction to Block Printing (18)
July 7: Knitting Night (24)
July 7: Create Your Own Handbuilt Vase (20)
July 8: Mosaic Flower (11)
July 9-10: Essentials of Drawing (5)
July 9, 16, 23, 30: Intro to Ceramics (23)
July 10: The Art of Raku (20)

July 11: The Art of Raku (20)
July 11: Natural Dyeing with Seasonal Produce (6)
July 11: Crafty Card Making (17)
July 12: The Art of Raku (20)
July 13-17: Kids Camp #2: This and That! (21)
July 13: Summer Watercolor (16)
July 14: Fall Watercolor (16)
July 15: Winter Watercolor (16)
July 15: Mosaic Glass Art (10)
July 15: Dragonflies in Iridescent Watercolor Colors (13)
July 16: Crafting Beautiful Photographs in Nature (17)
July 16: Teardrop Sterling Earrings (9)
July 17: Cookies for Santa Plate: Christmas in July (20)
July 18: Make a Memory Box (19)
July 18: Graphic Design (18)
July 20: Patterns in the Wild (5)
July 20-24: Kids Camp #3: Creative Campers! (21)
July 20, 21, 23, 24: Weaving 101 (7)
July 21: Painting Skies in Watercolor (14)
July 22-23: A Sense of Place: Painting the Thousand Islands (12)
July 25: Bygone Buoys: Beginner Acrylic (12)
July 25: Leaf Printing (6)
July 27-29: Impressionism in Oil Painting (15)
July 27-31: Teen Wheel and Hand building Camp (23)
July 27-31: Kids Camp #4 Magic & Mischief (21)
July 27, 29 & August 3, 5: Knitting 101 (8)
July 30: Paint Night (24)
July 30-31: Drawing a Great Blue Heron (5)

AUGUST

Aug 1: Cyanotype Botanical Scarf Workshop (6)
Aug 1: Introduction to Hand-built Lidded Jars (19)
Aug 1: Wheel Thrown Lidded Jars (20)
Aug 3, 4, 6, 7: Weaving 101 (7)

Aug 3-7: Kids Camp #5: Peace, Love, and Flower Power (22)
Aug 3: Make Turquoise Earrings! (9)
Aug 4: Knitting Night (24)
Aug 4: Stacking Ring with Gemstone (8)
Aug 5: Collage Night (24)
Aug 5: Make a Spinner Ring! (9)
Aug 6: Make a Spinner Ring! (9)
Aug 6-7: Line & Wash (14)
Aug 10-14: Kids Camp #6: Something Fishy (22)
Aug 11: Weaving Beyond Fiber (17)
Aug 12: Gytaku Fish Painting (14)
Aug 13-14: Drawing a Fox (5)
Aug 17, 18, 20, 21: Weaving 101 (7)
Aug 17-20: Kids Camp #7: Enter the World of Fiber Arts! (22)
Aug 19: Glass Mosaic Art (10)
Aug 20: Starting your Watercolor Painting (15)
Aug 22: Landscape Watercolor Workshop (15)
Aug 24, 26, 28: Introduction to Bobbin Lace (8)
Aug 25: Make Your Own Travel Journal (18)
Aug 27: Holiday Themed Pierced Ceramic Luminaries (25)
Aug 27: Paint Night (24)
Aug 27: Braided Wool Egg Nest (8)
Aug 29: Graphic Design (18)
Aug 31-Sept 1: Picassiette (10) Mosaic
Aug 31, Sept 1, 3, 4: Weaving 102 (7)

SEPTEMBER

Sept 1: Knitting Night (24)
Sept 1: Bygone Buoys: Beginner Oil Painting (12)
Sept 2: Collage Night (24)
Sept 2: Acrylic Palette Knife Daisies (12)
Sept 5: Terrarium Class (18)
Sept 9 & 16: Intro to Stained Glass (11)
Sept 10: Grape Jelly at Zenda Farms (23)
Sept 14-15: Exploring Weaving (7)
Sept 16: Autumn Leaves in Iridescent Color (13)
Sept 24: Paint Night (24)

Sept 26: Natural Dyeing with Seasonal Produce (6)
Sept 28: Earring Lovers (10)

OCTOBER

Oct 5: Paint your own pottery piece: Cups (23)
Oct 6: Knitting Night (24)
Oct 7: Collage Night (24)
Oct 22: Weaving Beyond Fiber (17)
Oct 23: Holiday Ceramic Ornaments/Shakers (25)
Oct 24: Holiday Ceramic Ornaments/Shakers
Oct 29: Paint Night (24)

NOVEMBER

Nov 2: Paint your own pottery piece: Bowl (23)
Nov 3: Knitting Night (24)
Nov 4: Collage Night (24)
Nov 19: Paint Night (24)
Nov 21: Create Holiday Cards & Gift Tags (25)
Nov 21: Mini Christmas Basket (24)

DECEMBER

Dec 1: Knitting Night (24)
Dec 2: Collage Night (24)
Dec 3: Holiday Garland Making (25)
Dec 7: Paint your own pottery piece: Platter (23)
Dec 17: Paint Night (24)

**Check website for 2027 classes*



The Campus Expansion: Building Space to Learn, Create, and Thrive

By Kim Kempton, Arts Center Development Advisor

For sixty years, the Thousand Islands Arts Center has served the North Country through hands-on arts education and cultural programming. As we celebrate this milestone year, the Campus Expansion reflects a meaningful investment in learning—creating the classroom space needed to meet growing demand and support future generations of artists and makers.

Since the completion of the pottery studio in 2003, interest in classes and workshops has steadily increased. Aging facilities and limited square footage have restricted enrollment and program growth. In response, the Board of Trustees adopted a 2023–2028 Strategic Plan prioritizing a new, purpose-built facility designed around education, accessibility, and flexibility.

Phase I of the expansion centers on the completion of 321 James Street, a state-of-the-art facility with significantly expanded classrooms and studios, alongside galleries and offices. When you step inside to take a class in our new facility, you will notice two new adult classrooms designed to support a wide range of media and instruction, as well as a dedicated children's classroom created specifically for youth learning and creative exploration. These purpose-built spaces allow the Arts Center to grow its class offerings, increase enrollment, and continually refresh programming as classrooms turn over—responding directly to what the community is excited to learn and experience.


Future phases of our campus expansion will extend learning beyond the walls of the building through the Vest-pocket Art Park and explore additional educational uses at the John Street property. Together, these spaces support a flexible, evolving approach to arts education rooted in community interest.

With over \$7 million already committed to Phase I, this vision has inspired remarkable support. The Campus Expansion is more than new construction—it is a commitment to artists, students, and the North Country community. By expanding our campus today, we are ensuring that the Thousand Islands Arts Center remains a vibrant place to learn, create, and connect for decades to come.

Get Involved!

Together we will weave a bright future for the arts in the Thousand Islands!





Drawing a Great Blue Heron ●

Instructor: Sue Adair

Thursday and Friday, July 30-31

10am-12:30pm

5 min / 10 max

Tuition: Member: \$108

Non-Member: \$120

Beginner, Adult

In this two-morning workshop, students will learn and practice essential graphite drawing techniques while creating a realistic drawing of the elegant Great Blue Heron. Guided instruction will cover shading, value, and texture as you work from provided photographic references. All materials are included, and everyone will leave with a completed drawing and a stronger understanding of how to use graphite pencils with confidence.



Drawing a Fox ●

Instructor: Sue Adair

Thursday and Friday, Aug 13-14

10am-12:30pm

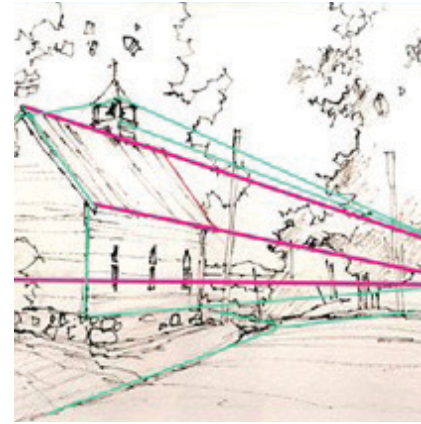
5 min / 10 max

Tuition: Member: \$108

Non-Member: \$120

Beginner, Adult

In this workshop, students will learn fundamental graphite drawing techniques before focusing on creating a realistic drawing of a red or gray fox. Through guided instruction, you'll explore shading, value, texture, and detail as you work from photographic references. Sue will provide all materials and reference images, allowing you to focus fully on the creative process. By the end of the workshop, participants will leave with a completed fox drawing and a stronger understanding of how to confidently use graphite pencils to bring wildlife subjects to life.



Essentials of Drawing and Perspective ●

Instructor: Paul Allen Taylor

Thursday and Friday: July 9-10

9:30am-4:30pm

5 min / 10 max

Tuition: Member: \$135

Non-Member: \$150

(supplies not included)

Intermediate, Adult

Drawing may not come naturally to many people, but with training and practice anyone can learn to draw reasonably well. The key to good drawing is to work from the general to the specific while incorporating three simple concepts. Learn to draw shapes, not things; see the perspective of the image such that all shapes lie on a single picture plane; and understand the concept of eye level. Once you've mastered these important concepts, you will have what you need to draw well and to make your artwork better. Materials required: #2 or HB pencil, eraser, a few colored pencils, 9" x 12" sketchbook or pad, 12" ruler, razor knife, light grit sandpaper, and some tissues.



Patterns in the Wild ●

Instructor: Mary Knapp

Monday, July 20, 10am-4pm

Min 5 / Max 8

Tuition: Member: \$99

Non-Member: \$110

Beginner, Adult

Explore the fascinating world of geometric art! In this hands-on class, you'll design intricate mandalas, mind-bending Penrose tiles, and dynamic 3-point perspective drawings using vanishing points — all without needing any math skills. You'll receive an extensive packet of step-by-step directions, full-size (15") design templates to inspire your unique patterns, and a wide assortment of drawing supplies to experiment with color and style. Whether you're a beginner or looking to expand your artistic repertoire, this class makes creating complex geometric designs approachable, fun, and visually stunning. Materials Required: Please bring a good eraser, pencil, and a 4-pack of ultra-fine tip color Sharpies.

The Arts Center's programming is made possible in part by the New York State Council on the Arts with the support of the Office of the Governor and the New York State Legislature.



Leaf Printing ●

Instructor(s): Terri and Pat Burdick
Saturday, July 25, 10am-3pm

Min 6 / Max 15

Tuition: Member: \$45

Non-Member: \$50

Beginner, Teens, or Adults

Bring the beauty of nature into your home with this creative leaf printing class. Using a variety of local leaves, students will learn how to mix paints and create balanced leaf compositions, then print their unique designs onto cotton fabric. Optional embroidery highlights may be added for extra detail and texture. Choose your favorite print to turn into a placemat, table topper, or wall hanging. All supplies and leaves are provided, although students are welcome to bring special leaves of their own.



Botanical Bundle Dyeing ●

Instructor: Susan Haldeman
Saturday, June 20, 10am-2pm

Min 4 / Max 10

Tuition: Member: \$85.50

Non-Member: \$95

Beginner, Teens, or Adults

Learn the beautiful technique of bundle dyeing with freshly harvested flowers. You will be amazed at the patterns and colors that emerge after steaming flowers wrapped in silk! All supplies, such as fresh flowers, teas, silk squares, silk scarves, and binding, will be provided.



Natural Dyeing with Seasonal Produce ●

Instructor: Susan Haldeman
Class is offered twice this year:

Saturday, July 11, 10am-2pm

Saturday, September 26, 10am-2pm

Min 4 / Max 8

Tuition: Member: \$85.50

Non-Member: \$95

Beginner, Adults, or Teens

Learn how to extract a vibrant range of colors from vegetables and berries! Students will help prepare dye vats and learn the basic methods and techniques behind the art of natural dyeing. Using prepared natural fibers—fabric and paper—you'll create swatches for each dye color before moving on to dye tea towels, transforming them into functional works of art. By the end of the workshop, you'll have a strong understanding of how to create natural dye vats at home and a new appreciation for the amazing colors nature provides.



Cyanotype Botanical Scarf Workshop ●

Instructor: Lynette Lundy
Saturday, August 1, 2-4pm

Min 10 / Max 16

Tuition: Member: \$76.50

Non-Member: \$85

Beginner, Adult, or Teens

Join artist Lynette Lundy for a hands-on cyanotype workshop that blends natural materials with a historic photographic process. Using dried flowers, pressed leaves, and antique lace—including pieces inspired by the museum's textile collection—you'll design and create a one-of-a-kind wearable scarf. Cyanotype, developed in 1842, uses sunlight or UV light to produce striking cobalt blue images. All materials are provided, but you're welcome to bring your own dried botanicals or lace (lace will not be damaged). Leave with a beautiful blue-and-white cotton satin scarf to wear or gift.

Scan the QR code



*Please register at least two weeks before class to provide ample time for the instructor to prepare for each student.

Registration can be done on our website TIArtsCenter.org under the "Learn" tab.



Color Changing Hue ●

Instructor: Mary Knapp
Monday, June 15, 10am-1:30pm
Min 5 / Max 8
Tuition: Member: \$58.50
Non-Member: \$65
Beginner, Adults, or Teens

In this class, students will learn how to create a multitude of hues on colorfast fabric, including warm, cool, bright, pastel, atmospheric, neutral, and murky. A vast number of color samples and completed projects will be part of the class. Each student will receive a dye-pot kit with all the supplies to create their own unique fabric. Mary has also created a multi-page tutorial containing detailed instructions on dyeing, painting, and inking fabric to take home and practice from. Invite your friends over and practice together!

Exploring Weaving ●

Instructor: Anmarie Simmons
Class is offered two times this year:
Monday and Tuesday, June 15 & 16,
10am-2pm
Monday and Tuesday, September 14
& 15, 10am-2pm
2 min / 3 max
Tuition: Member: \$99
Non-Member: \$110
Beginner, Adults, or Teens

Have you ever wondered about the age-old craft of weaving and wanted to try it yourself? If you answered yes, this is your opportunity! Floor looms will be set up and threaded, ready for you to jump right in and start weaving your own table runner/sampler. During the process, you'll also learn about color and texture through several basic weaving structures. This is a great first step in weaving!

Weaving 101 ●

Instructor: Pat DeStefanis
Class is offered four times this year:
• Monday, Tuesday, Thursday, Friday
(no Wednesday class): July 6, 7, 9, 10,
10am-3pm
• Monday, Tuesday, Thursday, Friday
(no Wednesday class): July 20, 21, 23,
24, 10am-3pm
• Monday, Tuesday, Thursday, Friday
(no Wednesday class): August 3, 4, 6, 7,
10am-3pm
• Monday, Tuesday, Thursday, Friday
(no Wednesday class): August 17, 18,
20, 21, 10am-3pm
2 min / 3 max
Tuition: Member: \$225
Non-Member: \$250
Beginner, Teen, or Adult

Designed for the beginner weaver, this four-day class will cover loom anatomy, planning a project, preparing a warp, threading a loom, weaving, and finishing a sampler that is suitable as a scarf or table runner. NOTE: Shoes must be removed while treading on the floor looms, so please plan accordingly. Bring lunch and drink.

Weaving 102 ●

Instructor: Pat DeStefanis
Monday, Tuesday, Thursday, Friday
(no Wednesday class): August 31,
September 1, 3, 4, 10am-3pm
2 min / 3 max
Tuition: Member: \$234
Non-Member: \$260
Intermediate, Adults

This four-day class is designed for the weaver who desires to enhance their basic skills. Emphasis will include choosing a draft and materials, enhancement of technical skills, and recognition and resolution of in-process errors. You'll have the opportunity to design your own project, investigate different weave structures, and discover some of the endless possibilities of weaving on a 4-harness loom. The instructor will contact all students before class to discuss yarn and pattern options. Shoes must be removed while treading on the floor looms, so please plan accordingly. Bring lunch and drink. Please NOTE: This class is the sequel to WEAVING 101. While it is not a prerequisite, students MUST be familiar with warping a loom and reading a draft.

The Arts Center's programming is made possible in part by the New York State Council on the Arts with the support of the Office of the Governor and the New York State Legislature.



Braided Wool Egg Nest ●

Instructor(s): Helen Condon and Martha Foley

Thursday, August 27, 10am-2pm
4 min / 9 max

Tuition: Member: \$72

Non-Member: \$80

Beginner, Adults

In this class, Helen Condon and Martha Foley will guide students through the process of making a braided wool egg nest. Students will learn the basic skills of rug making while creating a nest that can be used as a decorative piece in the spring or to hide in a Christmas tree. Each student will receive wool strips, lacing twine, their choice of decorative eggs, and a copy of a short poem that will enhance the nest when given as a gift.



Knitting 101 ●

Instructor(s): Robin Hoffman and Dede Nash

Monday and Wednesday, July 27, 29, August 3, 5, 10am-noon

(Four sessions total)


Min 4 / Max 6

Tuition: Member: \$45

Non-Member: \$50

Beginner, Adults, or Teens

Step away from your screens and pick up a pair of needles—knitting is the perfect creative escape! In this beginner-friendly class, you'll learn the essentials: casting on and off, knit and purl stitches, and a few handy troubleshooting tips to keep your projects on track. By the end of the four sessions, you'll be ready to start making cozy scarves, hats, and other handmade treasures for yourself, family, and friends. Knitting needles and yarn will be supplied and given to students to continue their projects after class. Get ready to fall in love with a craft that's relaxing, rewarding, and endlessly creative!



Introduction to Bobbin Lace ●

Instructor: Beth Parkes

Monday, Wednesday, Friday, August 24, 26, 28, 9am-2pm

Min 4 / Max 8

Tuition: Member: \$108

Non-Member: \$120

Beginner, Adults, or Teens

Bobbin lace is a handmade lacemaking technique that involves twisting and braiding threads wound onto bobbins to create a pattern. This class is designed to introduce students to the delight of making bobbin lace (also known as pillow lace). Students will learn the basic stitches of Torchon bobbin lace: cloth, half, and whole stitch. Projects to choose from are a simple bookmark, a bracelet, or a lace flower. Students with previous experience are also welcome to join the class to renew their skills.



Stacking Ring with a Gemstone ●

Instructor: Kelly Diamond

Tuesday, August 4, 10am-12:30pm

4 min / 8 max

Tuition: Member: \$90

Non-Member: \$100

Beginner, Adults

This class introduces essential metalsmithing skills, including measuring, cutting, forming, and soldering wire, as well as attaching a pre-made bezel cup and setting a stone securely in place. Students will start off by creating a silver stacking ring from scratch with sterling silver wire, then add a pre-made fine silver bezel and a 4-6 mm cabochon to complete their piece. Class tuition includes sterling silver wire, one bezel cup, and one cabochon of your choice. Everyone will leave class with a finished ring to wear or to give to someone special. No jewelry experience is needed—this class is a perfect introduction to soldering and stone setting. For safety, students should wear close-toed shoes, bring a hair tie if they have long hair, and avoid loose or dangly clothing.

Scan the QR code



*Please register at least two weeks before class to provide ample time for the instructor to prepare for each student.

Registration can be done on our website TIArtsCenter.org under the "Learn" tab.



Make Turquoise Earrings ●

Instructor: Kelly Diamond
Monday, August 3, 10am-12:30pm
4 min / 8 max

Tuition: Member: \$85.50

Non-Member: \$95

Beginner, Adults

You'll love wearing these lightweight sterling silver earrings with a pop of turquoise! In this class, students will learn how to ball an earring headpin, create a wrapped loop, cut and solder silver wire, and form ear wires. All components will come together to create a fabulous pair of earrings—perfect to wear home or give as a stellar, made-by-you gift. Class includes all materials and instructions for one pair of earrings. For safety, students should wear close-toed shoes, bring a hair tie if they have long hair, and avoid loose or dangly clothing.



Make a Spinner Ring! ●

Instructor: Kelly Diamond
Class is offered two times this year:
Wednesday, August 5, 10am-2pm
Thursday, August 6, 10am-2pm
4 min / 6 max

Tuition: Member: \$130.50

Non-Member: \$145

Beginner, Adults

Learn to make a ring you'll love to fidget with! In this hands-on class, students will measure, cut, file, and solder a sterling silver ring band, then add smaller spinner rings that move freely around it. Participants will gain an introduction to basic metalsmithing techniques and soldering while working with butane torches in a guided studio setting. The class fee includes instruction and materials for one ring band and 1-3 spinner rings. No jewelry-making experience is required, and you'll leave with a finished ring you'll be proud to say you made. For safety, students should wear close-toed shoes, bring a hair tie if they have long hair, and avoid loose or dangly clothing.



Fabricate Your Own Sterling Silver Earrings ●

Instructor: Tina Siebel
Wednesday, June 10, 11am-1pm
2 min / 8 max

Tuition: Member: \$63

Non-Member: \$70

Beginner, Adult, or Teens

Create your own pair of sterling silver earrings in this hands-on jewelry class. Students will learn how to measure, cut, drill, texture, and shape metal while exploring a variety of texture hammers to personalize their designs. Perfect for beginners and those looking to build metalsmithing skills, this class offers a fun introduction to working with sterling silver—and you'll leave with a finished pair of earrings to wear or give to someone special.



Teardrop Sterling Silver Earrings ●

Instructor: Tina Siebel
Thursday, July 16, 11am-2pm
Min 2 / Max 8

Tuition: Member: \$63

Non-Member: \$70

Beginner, Adult, or Teens

Create a stunning pair of handcrafted teardrop sterling silver earrings in this hands-on jewelry workshop. You'll learn how to shape, form, and texture sterling silver, transforming simple materials into an elegant, wearable design. Add a personal touch by crafting your own charm and finishing each earring with a 4mm sterling silver bead. With a variety of texture hammers to choose from, you can customize your piece to reflect your unique style. Perfect for beginners and experienced makers alike, this class offers the chance to leave with a beautiful pair of earrings you'll be proud to wear—or gift.

Jewelry



Calling All Earring Lovers ●

Instructor: Cynthia Saari
Monday, September 28,
10:30am-3:30pm

Min 5 / Max 10

Tuition: Member: \$58.50
Non-Member: \$65

Beginner, Adult, or Teens

This introductory earring-making class focuses entirely on designing and creating handmade earrings from start to finish. Students will work with hand tools, wire, findings, chain, and beads to create at least three distinct earring styles, including simple loop, chained loop, and wrapped loop earrings for pierced ears. You'll also learn how to make your own custom earring findings, giving you the skills to continue creating long after the class ends. By the end of the session, participants will take home a minimum of six handmade earrings, perfect for personal wear or gift-giving. No previous jewelry-making experience is required—just a love of earrings and creativity.

Scan the QR code



*Please register at least two weeks before class to provide ample time for the instructor to prepare for each student.

Registration can be done on our website TIArtsCenter.org under the "Learn" tab.

Mosaics & Glass

● Beginner
● Intermediate



Mosaic Necklace ●

Instructor: Sarah Ellen Smith
This class is offered four times this year:

- Wednesday, April 29, 5-7pm
- Wednesday, May 27, 5-7pm
- Tuesday, June 16, 5-7pm
- Saturday, June 20, 10am-noon

Min 4 / Max 8

Tuition: Member: \$54
Non-Member: \$60

Beginner, Adult, or Teens

Spend a few creative hours with mosaic artist Sarah Ellen Smith and leave wearing your own one-of-a-kind mosaic necklace. This beginner-friendly class is the perfect introduction to the art of mosaics—no experience needed, just a willingness to have fun. All materials are provided, and we guarantee you'll have a blast creating something truly wearable.



Picassiette Mosaic ●


Instructor: Sarah Ellen Smith
Monday and Tuesday, August 31,
September 1, 10am-1pm

4 min / 8 max

Tuition: Member: \$99
Non-Member: \$110

Beginner, Adult, or Teens

Picassiette mosaic, also known as pique assiette, is a mosaic art style that uses broken dishes, ceramic shards, and other found objects to create a design. The term pique assiette translates to "stolen from plate" in French. In this class, you'll learn this mosaic technique as you create a 5" x 7" work of art. The instructor will provide all materials, tools, and inspiration for your unique creation. If you have a specific broken dish, ceramic, or other object you'd like to be included in your mosaic, bring it along!



Mosaic Glass Art ●

Instructor: Susan Berry
Class is offered three times this year:

- Wednesday, June 17, 10am-2pm
- Wednesday, July 15, 10am-2pm
- Wednesday, August 19, 10am-2pm

4 min / Max 6

Tuition: Member: \$103.50
Non-Member: \$115
Beginner, Adults

Learn the ancient technique of mosaic art using an array of beautiful, multi-colored stained glass. You'll start by choosing from a variety of river and nature-themed patterns designed by the instructor, which are then traced onto an 8" x 8" indoor/outdoor tile as the palette for your creation. You'll then learn glass cutting skills, mosaic glass laying techniques, and grouting as you create your finished piece. Once you've learned how to do mosaic art, you'll want to mosaic everything!

Mosaics & Glass

● Beginner
● Intermediate



Introduction to Stained Glass ●

Instructor: Susan Berry

**Wednesday, September 9, and
Wednesday, September 16**

10am-4pm

Min 4 / Max 4

Tuition: Member: \$171

Non-Member: \$190

Beginner, Adult

In this two-day workshop, you'll learn how to create a framed, 8" x 10" stained glass panel from a pattern designed by the instructor. You'll learn the process of arranging the image, techniques of cutting the glass to fit, foiling, and assembling to create a masterful work of art.



Mosaic Flower ●

Instructor: Bev Sherman

Wednesday, July 8, 10am-3pm

Min 4 / Max 8

Tuition: Member: \$67.50

Non-Member: \$75

Beginner, Adult, or Teen

Spend a fun day creating a beautiful flower or abstract mosaic using shapes, colors, and spacing. Students will learn the concepts of design and layout, how to add interest and texture, the proper use of materials, including adhesives, grout, thinset, and tesserae (glass, tile, stone, beads, etc.). There will be minimal glass cutting, allowing for a more fun, intuitive experience. All materials will be provided.



Mosaic Piece By Piece Totem Pole ●

Instructor: Susan Berry

**This is a three day class: Monday,
June 15, Monday & Tuesday June
22-23, Both Mondays- 10am-4pm,
Tuesday- 9am-noon**

Min 4 / Max 6

Tuition: Member: \$292.50

Non-Member: \$325

Beginner, Adult

Bring your creativity to life in this hands-on mosaic workshop! Craft a vibrant 32-inch totem pole using colorful glass and mosaic pieces on a cylindrical base. Design your own patterns, layer your materials, and finish your masterpiece with grout for a dazzling, polished look. Perfect for beginners, this workshop is a fun, immersive way to explore mosaic art—and you'll take home a one-of-a-kind sculpture that's truly yours.

Scan QR
code to
register
for
classes
today!



The Arts Center's programming is made possible in part by the New York State Council on the Arts with the support of the Office of the Governor and the New York State Legislature.



Painting Daisies Using an Acrylic Palette Knife ●

Instructor: Dave Dinger
Wednesday, September 2, 10am-3pm
Min 5 / Max 10
Tuition: Member: \$72
Non-Member: \$80
Beginner, Adult, or Teen

This workshop explores acrylic painting using only one small palette knife, no brushes or additional tools. Working in an impressionistic style, students will be introduced to a looser, more expressive approach to painting while still learning the importance of composition and perspective. Using the palette knife allows students to layer acrylic paint and build rich texture throughout their work, resulting in a dynamic and tactile finished piece. All materials are provided. Students only need to bring a box or flat surface to safely transport their completed 12" x 16" painting home.



A Sense of Place: Painting the Thousand Islands ●

Instructor: Joan Applebaum
Wednesday & Thursday, July 22-23, 1-4 pm
4 min / 8 max
Tuition: Member: \$85.50
Non-Member: \$95
Intermediate, Adults

In this two-session workshop, explore what makes a painting instantly recognizable as the Thousand Islands. Beyond castles, bridges, and rocky shorelines, students will focus on the colors of the sky, water, and trees that create a true sense of place. Participants will learn to mix and use these signature hues while incorporating iconic local landmarks to create their own Thousand Islands-inspired paintings.



Painting the Mood ●

Instructor: Joan Applebaum
Tuesday & Wednesday, July 7-8, 1-4pm
4 min / 8 max
Tuition: Member: \$85.50
Non-Member: \$95
Intermediate, Adults

Every picture tells a story—but the most compelling ones capture a mood. In this class, students will learn how to paint beyond the scene by using color, light, value, and atmosphere to create emotional impact. We'll focus on strong composition, complementary color relationships, atmospheric perspective, and the use of lost and found edges. Through guided techniques and demonstrations, participants will learn how to bring energy, movement, and feeling into their work—transforming paintings from static to dynamic.



Bygone Buoys: Beginner Acrylic ● Bygone Buoys: Beginner Oil ●

Instructor: Dave Dinger
Saturday, July 25, 10am-3pm (Acrylic)
Tuesday, September 1, 10am-3pm (Oil)
Min 5 / Max 10
Tuition: Member: \$72
Non-Member: \$80
Beginner, Adult, or Teen

Celebrate the charm of the old-style river buoys—those iconic markers that lined the Clayton Riverwalk each winter—before they were replaced by the modern, year-round models. These buoys, full of character, hold a special place in the hearts of local “River Rats,” and this beginner-friendly workshop offers a creative way to honor them. In this class, students will paint their own 9" x 12" canvas panel, using acrylics (or oils), capturing the buoys against a beautiful sunset. You'll learn how to properly prepare your canvas panel, plan your composition, and apply painting techniques to bring your scene to life. All materials are provided—just bring a box or portfolio to carry home your finished masterpiece!

Scan the QR code



*Please register at least two weeks before class to provide ample time for the instructor to prepare for each student.

Registration can be done on our website TIArtsCenter.org under the “Learn” tab.



Dragonflies in Iridescent Watercolor ●

Instructor: Joan Applebaum
Wednesday, July 15, 5-7pm

4 min / 10 max

Tuition: Member: \$63
Non-Member: \$70

Beginner, Adult, or Teen

Capture the delicate brilliance of dragonflies in shimmering watercolor in this beginner-friendly class. With step-by-step instruction in a relaxed, welcoming atmosphere, it's the perfect way to unwind at the end of the day. You'll create an easily frameable dragonfly painting—a beautiful way to preserve summer's memories. All art supplies are included, just bring yourself and your creativity!



Autumn Leaves in Iridescent Color ●

Instructor: Joan Applebaum
Wednesday, September 16, 5-7pm

4 min / 10 max

Tuition: Member: \$63
Non-Member: \$70

Beginner, Adult, or Teen

Capture the glow of fall's fleeting colors with iridescent watercolor in this beginner-friendly class. With step-by-step instruction in a relaxed, welcoming atmosphere, we'll create autumn leaves in warm hues tinged with gold and bronze. Your finished piece will be an easily frameable size—perfect for gift giving or keeping as a special autumn memory. All art supplies are included—just bring yourself and enjoy a creative escape.



Plein Air Painting ●

Instructors: Colette Savage and Victoria Brzustowicz
Thursday and Friday, June 25, 26, 9:30am-noon

Min 5 / Max 12

Tuition: Member: \$139.50
Non-Member: \$155

Beginner, Adult, or Teen

Experience the joy of painting outdoors in this engaging plein air workshop led by experienced artists Victoria Brzustowicz and Colette Savage. On day one, we'll cover the essentials—recommended gear, best practices, and what to expect when painting outside—along with time for questions and discussion to help you feel confident and prepared. On day two, we'll head to a predetermined outdoor location to set up and paint on site, with individualized guidance and support from your instructors. All skill levels and mediums are welcome. Come ready to learn, explore, and be inspired by the beautiful landscape in Clayton! A class supply list is available upon registration.



Painting Water in Watercolor ●

Instructor: Lisa Wagner
Thursday, June 18, 9am-noon

3 min / 10 max

Tuition: Member: \$45

Non-Member: \$50 (supplies not included)

Beginner, Adult, or Teen

Have you ever wanted to capture the River's beauty in watercolor but weren't sure how? In this hands-on class, you'll learn specific techniques to accomplish realistic, yet painterly results with watercolor, which lends itself to creating the most beautiful water scenes. Perfect for beginner or intermediate watercolor artists. A class supply list is available upon registration.

The Arts Center's programming is made possible in part by the New York State Council on the Arts with the support of the Office of the Governor and the New York State Legislature.

Starting June 27, all classes will be held at our new Arts Center home at 321 James Street. Classes scheduled through June 26 will remain at 314 John Street. We can't wait to welcome you to the new space!



Painting Skies in Watercolor ●

Instructor: Lisa Wagner

Tuesday, July 21, 9am-noon
Min 3 / Max 10

Tuition: Member: \$45

Non-Member: \$50 (supplies not included)

Beginner, Adult, or Teen

Painting skies in watercolor doesn't have to be intimidating. In this encouraging and technique-focused class, students will learn how to simplify the process and confidently create skies that are both beautiful and expressive. Learn how to mix the perfect colors—from dramatic, moody tones to a clear robin's egg blue—and explore techniques for adding soft clouds, glowing ombré effects, and the rich blends of sunrise and sunset. Whether you're looking to enhance your landscapes or simply gain more control with watercolor washes, this class will leave you inspired and ready to paint the sky with ease.



Gyotaku Painting ●

Instructor: Doug Drumm

Wednesday, August 12, 9am-4pm
Min 4 / Max 8

Tuition: Member: \$67.50

Non-Member: \$75

Beginner, Adults

Discover the timeless Japanese art of Gyotaku—the practice of printing directly from real fish to create striking, one-of-a-kind images. In this hands-on workshop, you'll learn traditional methods alongside contemporary artistic approaches, exploring how to capture the intricate textures, movement, and spirit of each fish. Suitable for beginners and experienced artists alike, this class blends creativity, nature, and a sense of adventure into a truly memorable art-making experience. Participants are encouraged to bring a pre-washed piece of clothing or fabric to print on; basic fabrics will also be provided.



Painting with Watercolor ●

Instructor: Paul Allen Taylor

Monday, June 29, 9:30am-4pm
Min 5 / Max 10

Tuition: Member: \$90

Non-Member: \$100 (supplies not included)

Beginner, Adult

In this class, students will learn that controlling the medium of watercolor is all about controlling the water, as it's the water that affects the paint. The paint does not affect the water. Using the special techniques and applications you'll learn in class, you're sure to come away with a firm control over this versatile and luminous medium, eliminating any fears you may have had with it in the past.



Line & Wash: Watercolor ●

Instructor: Paul Allen Taylor

Thursday & Friday, August 6-7
9:30am-4:30pm

Min 5 / Max 10

Tuition: Member: \$90

Non-Member: \$100 (supplies not included)

Intermediate, Adults

Discover the magic of combining ink and watercolor in this engaging workshop. Begin with a dynamic ink drawing to define shapes and edges, then bring it to life with watercolor washes. Through demonstrations of the classic line & wash technique, you'll learn how to prepare your tools, set up watercolor paper, and extend your working time for better control. With guidance, you'll create a 12" x 19" painting using a vibrant palette of Cadmium Red, Cadmium Yellow Medium, and Prussian Blue. A full supply list will be provided at registration.

Scan the QR code



*Please register at least two weeks before class to provide ample time for the instructor to prepare for each student.

Registration can be done on our website TIArtsCenter.org under the "Learn" tab.



Starting Your Watercolor Painting ●

Instructor: Paul Allen Taylor
Thursday, August 20, 9:30am-4:30pm
Min 5 / Max 10
Tuition: Member: \$90
Non-Member: \$100
Intermediate to Advanced


This workshop is intended to help students create a painting from photo references. Bring your references and materials to this one-day class and learn to simplify your work while having your questions answered. The day will open with a discussion on using references as the basis for a painting. Each student will then work independently while being assisted throughout the day by example or explanation.



Beginner Barn Quilt Design ●

Instructor: Penny Kring
Thursday, June 18, 10am-4pm
Min 4 / Max 8
Tuition: Member: \$112.50
Non-Member: \$125
Beginner, Adult, or Teen


Learn how to create a beautiful 2'x2' barn quilt in this fun and accessible painting class. A barn quilt is a painted wooden panel designed to resemble a traditional quilt block, adding color and charm to barns, sheds, or other buildings. No painting experience is required—this class is easy to follow and perfect for all skill levels. Students will be guided step-by-step to create a striking finished piece that's both decorative and full of character.



Landscape Watercolor Workshop ●

Instructor: Don Andrews
Saturday, August 22, 9am-4pm
Min 8 / Max 16
Tuition: Member: \$135
Non-Member: \$150
Beginners or Intermediate, Adult

Learning to paint with watercolor should be fun! This workshop is geared specifically for artists eager to paint and study in a no-stress studio environment. Subjects to be addressed are light, color, granulation, organizing nature, and utilizing negative space. Artists of all levels will benefit from a more personal understanding of the painting possibilities available in the exciting world of landscape painting. This workshop will be packed with demonstrations, discussions, individual help, and personal and group critiques.



Impressionism in Oil Painting ●

Instructor: Cheryl Simeone
This class is offered twice this year:
Monday, Tuesday, Wednesday, June 29-July 1, 11am-2pm
Monday, Tuesday, Wednesday, July 27-29, 11am-2pm
Min 3 / Max 10
Tuition: Member: \$99
Non-Member: \$110
Intermediate, Adults

This class will begin with an overall description of Impressionism, including examples of well-known Impressionist artists and their work. On day one, we'll review options for paint surfaces and ideas for choosing subject matter. Once we've established the basics, you'll be ready to start painting the floral still-life provided. On the second day, you'll have time to work on your painting with one-on-one guidance on the impressionistic style. Lastly, you'll learn how to stabilize your painting with retouch varnish. All supplies will be furnished by the instructor unless you have your own oils and brushes that you prefer to use.

The Arts Center's programming is made possible in part by the New York State Council on the Arts with the support of the Office of the Governor and the New York State Legislature.



Watercolor Ink with Tisa & Scott ●

Instructor(s): Christine Tisa, Scott Ouderkirck

Tuesday, June 30, 9am-4pm

Min 4 / Max 10

Tuition: Member: \$135

Non-Member: \$150

Beginner to Intermediate, Adults

In this class, students will become part of the creative process that artists Tisa and Scott use in their collaborative work. Through guided exploration with watercolor and ink, participants will experience this shared approach while discovering their own artistic process. Each student will create a truly unique piece of artwork to take home, making this class both an inspiring and hands-on creative experience. There will be a lunch break for students from noon-1pm.



Summer Watercolor ●

Instructor: Marci Mason

Monday, July 13, 9am-3pm

Min 5 / Max 16

Tuition: Member: \$103.50

Non-Member: \$115

Intermediate, Adults

Capture the beauty of summer through the soft, expressive medium of watercolor. This session will focus on understanding and applying perspective, using a local scene as inspiration. Students will explore how light, shadow, and color work together to create depth and dimension, bringing their landscapes to life. With guided instruction and a relaxed atmosphere, this class offers the perfect opportunity to strengthen your skills while enjoying a creative summer escape.



Fall Watercolor ●

Instructor: Marci Mason

Tuesday, July 14, 9am-3pm

Min 5 / Max 16

Tuition: Member: \$103.50

Non-Member: \$115

Intermediate, Adults

Celebrate the rich colors of autumn in this inspiring painting class focused on texture and technique. This session will explore sponging methods and the study of trees, using layered applications to build depth and atmosphere. Through multi-layer sponging, students will create the effect of sunlight glistening through branches, capturing the warmth and beauty of the season. Perfect for artists looking to expand their skills while embracing the magic of fall.



Winter Watercolor ●

Instructor: Marci Mason

Wednesday, July 15, 9am-3pm

Min 5 / Max 16

Tuition: Member: \$103.50

Non-Member: \$115

Beginner, Intermediate, Adults

Explore the quiet beauty of winter in this engaging watercolor class. Using peaceful shades of blues and browns, students will experiment with creative techniques such as salt textures and masking fluid to add depth and visual interest. While the subject may be simple, this painting offers many valuable learning opportunities—from layering and texture to contrast and composition. A wonderful way to embrace the calm and beauty of the winter season through art.

Scan the QR code



*Please register at least two weeks before class to provide ample time for the instructor to prepare for each student.

Registration can be done on our website TIArtsCenter.org under the "Learn" tab.



Crafty Card Making ●

Instructor: Ann Johnson-Kaiser

Date: July 11, 10am-1 pm

Min 3 / Max 6

Tuition: Member: \$45

Non-Member: \$50

Beginner, Adults, or Teens

Discover just how creative you can be in this fun and inspiring greeting card workshop! Guided step-by-step, you'll explore color, design, and composition while creating up to six beautiful, handmade cards for any occasion. Whether you need a card for a birthday, holiday, milestone, or special event, a thoughtfully crafted card makes a lasting impression. No experience is necessary, just a willingness to play with ideas and enjoy the process. This class offers a perfect blend of creativity and calm, making it a rewarding way to spend time creating something meaningful by hand.



Weaving Beyond Fiber! ●

(Ages 10+) ●

Instructor: Meredith Bonisteel-Nims

Class is offered twice:

Tuesday, August 11, 5-8pm

Thursday, October 22, 5-8pm

Min 5 / Max 15

Tuition: Member: \$45

Non-Member: \$50

Beginners, Adults, or Teens

Weaving isn't just for yarn—paper can be woven too! In this fun and hands-on class, you'll create beautiful woven paper designs that fit perfectly in a frame, making them ready to display or gift. More than just a craft, this workshop offers a cozy, creative space to unwind, explore your imagination, and enjoy the satisfying rhythm of weaving. Join Meredith for an inspiring session of color, texture, and creativity—you'll leave with a unique piece and a smile!



Crafting Beautiful Photographs in Nature ●

Instructor: Chris Murray

Please note: This class will be held at the Minna Anthony Common Nature Center in Wellesley Island State Park.

Thursday, July 16, 10am-2 pm

Min 5 / Max 10

Tuition: Member: \$58.50

Non-Member: \$65

Beginners, Adults, Teens

What is most important in photography is not the camera but the eyes, mind, and heart of the person behind the lens. These days, even a smartphone in the right hands can produce beautiful and effective images. Join professional fine art photographer Chris Murray and learn how to improve your photography through composition and deeper "seeing." Chris will help you learn the basic guidelines for composing photographs and see beyond the obvious. Time will be spent outdoors, allowing students to practice making photos using newly learned techniques. People with cameras of all types are welcome.

Our Arts Center

offers classes for all ages!

Do you have a special talent you'd like to share with the community or teach at the Arts Center?

Contact
Katherine@tiartscenter.org
for more information.



The Arts Center's programming is made possible in part by the New York State Council on the Arts with the support of the Office of the Governor and the New York State Legislature.



Graphic Design: Brand Identity Design Principle ●

Instructor: Cooper Uliano

Class is offered two times this year:

July 18, 9:30am-4pm

August 29, 9:30am-4pm

5 min / 12 max

Tuition: Member: \$81

Non-Member: \$90

Beginner, Adult, or Teen

New this year! Explore the foundations of graphic design in this hands-on class for aspiring designers. Using Affinity Studio, a free alternative to Adobe Illustrator and Photoshop, students will learn how to build a cohesive brand identity—from logo design to color palettes, typography, and brand guidelines. Through a guided process, you'll practice organizing a project from concept to completion, refining logo ideas, creating quick mockups, and preparing files for clients. Perfect for beginners or anyone curious about graphic design as a skill or career.

River Memories Terrarium ●

Instructor: Sarah Ellen Smith

Saturday, September 5, 10am-noon

4 min / 8 max

Tuition: Member: \$58.50

Non-Member: \$65

Beginner, Adults, or Teen

Take a little piece of the River home with you in a large wine glass-sized terrarium. Collect your favorite items from nature this summer, and artist Sarah Ellen Smith will help you make them into "a little world in glass" to enjoy year-round. Virtually no experience or maintenance needed for these relaxing, nature-inspired keepsakes. Terrariums, moss, ferns, tools, and dirt will be supplied. Feel free to bring tiny figures if you'd like to place them inside your terrarium.

Introduction to Block Printing ●

Instructor: Inga Falterman

Tuesday, Wednesday, Thursday,

July 7-9, 9am-noon

Min 4 / Max 10

Tuition: Member: \$117

Non-Member: \$130

Beginner, Adult, or Teen

Discover the art of relief printmaking in this immersive three-day workshop. Learn the fundamentals of block printing as you design, carve, and print your own original images. Through hands-on practice and guided instruction, you'll build confidence in creating strong, successful compositions. Students will leave with their own prints and a shared collection from classmates—because printmaking is all about experimentation, collaboration, and sharing the inked joy.

Travel Journal and Artist Workbook ●

Instructor: Sarah Ellen Smith

Class is offered two times:

Tuesday, August 25, 10am-noon

Tuesday, August 25, 5-7pm

Min 4 / Max 8

Tuition: Member: \$58.50

Non-Member: \$65

Beginner, Adult, or Teen

Learn how to capture the unique journeys and special moments of your life. In this class, long-time journal artist Sarah Ellen Smith will share her personal tips and tricks to help inspire and get you started. Sarah will demonstrate how to alter store-bought journals or bind your own; give examples of different styles of journaling to match your personality; and show you the various supplies she uses in her own journaling life. It's time to get creative and make your special moments come to life for years to come!

Scan the QR code



*Please register at least two weeks before class to provide ample time for the instructor to prepare for each student.

Registration can be done on our website TIArtsCenter.org under the "Learn" tab.



Welcome to the Pottery Studio

Are you interested in learning the basics of creating on the wheel or hand building? Are you a potter with some experience and want to develop your skills or learn a specific technique? If so, make an appointment for a class that is designed to meet your skill level and objectives. Classes are available Monday through Sunday and can be designed to fit your schedule. Please call the Pottery Studio at (315) 686-4123, x205, to schedule any of the following personalized classes.

The Clay Experience (2 hrs)

Member: \$58.50 | Non-Member: \$60
In this class, you'll learn the basics of throwing on the pottery wheel and will create three pots and experiment with surface decoration. After your pots are bisque-fired, you can choose a finishing glaze for your pot and a final firing will take place. Completed work takes at least two weeks to process before you can pick it up. If you are from out of town and would like us to ship your pots, we can also arrange shipping for a fee.

Fundamentals of Wheel Throwing (6 hrs)

Member: \$135 | Non-Member: \$150
This 3-day/6-hour class will take you through the entire process - throwing, trimming, and glazing - and is designed for individuals who want to learn basic skills.

Advanced Wheel Techniques (12 hrs)

Member: \$225 | Non-Member: \$250
This class is designed for experienced individuals who want to explore a variety of forms as well as sharpen both wheel-throwing skills and hand-building techniques.

Studio Potter (30 Hours)

Member: \$450 | Non-Member: \$500
Designed for the serious potter, this level focuses on refining control and achieving consistency in wheel-thrown forms. Participants will deepen their hand-building techniques, explore glaze development, and gain hands-on experience with kiln loading and operation. Ideal for those ready to elevate both craftsmanship and technical understanding within a supportive studio environment.

Pottery Open Studio

Open Studio is intended for experienced potters who wish to independently advance their skills using the Arts Center Pottery Studio. This option does not include instruction or technical support.

- A current Thousand Islands Arts Center membership is required.
- All participants must complete a minimum 6-hour studio orientation and receive approval from the Pottery Manager.
- Potters are responsible for purchasing their own clay.
- Firing fees are charged at \$0.04 per cubic inch.
- A 12-session pass is \$120.

Open Studio offers the flexibility and space to continue your creative practice within our vibrant pottery community.

Tuition covers instruction, clay, glazes, and firing fees. Tuition is per person.

Pottery



Make a Memory Box! ●

Instructor: Molly Farrell
Saturday, July 18, 10am-4pm with a one-hour lunch break
Min 3 / Max 6
Tuition: Member: \$135
Non-Member: \$150
Beginner, Adult, or Teen

Learn how to create a unique ceramic box to store mementos, recipes, and photos. Molly Farrell has been perfecting ceramic box making for the last six years and is excited to guide you through every step of the process of construction and surface decoration. You will have the option to construct a 4"x4" or 4"x6" box. Final glazing will be scheduled at a later date, at your convenience.



Introduction to Handbuilt Lidded Jars ●

Instructor: Kathy Morris
Saturday, August 1, 10am-1pm
Min 2 / Max 8
Tuition: Member: \$126
Non-Member: \$140
Beginner, Adult, Teen

Discover the art of clay by creating your own functional lidded jar. Perfect for beginners, this workshop will teach you fundamental handbuilding techniques using slab construction to build a unique storage container for treasures, treats, or tea. You will learn how to plan your design, score, and slip, and create a lid that fits. Please note that on August 1, the construction of the jar will begin, and the glazing session will be scheduled individually afterwards. All materials and kiln firing included. **No prior experience is necessary.**





Wheel Thrown Lidded Jars ●

Instructor: Kathy Morris
Saturday, August 1, 2-4:30pm
Min 2 / Max 5
Tuition: Member: \$126
Non-Member: \$140
Intermediate, Adult, Teen

Take your wheel-throwing skills to the next level by learning to create lidded forms. This class focuses on achieving a perfect fit for your lids, using calipers for measurement. Students will cover creating custom jars and adding functional handles or decorative knobs. Please note that on August 1, the construction of the jar will begin, and the glazing session will be scheduled individually afterwards. **Wheel experience required.**

Cookies for Santa Plate! (Christmas in July) ●

Instructor: Nancy Robins
Friday, July 17, 10am-noon
Min 2 / Max 5 (child included with adult)
Tuition: Member: \$157.50
Non-Member: \$175
Beginner, Adult/Children

Celebrate the magic of Christmas in July by creating a personalized ceramic "Cookies for Santa" plate with your child, grandchild, niece, or nephew! Each pair will receive a premade greenware plate, along with stamps, stencils, texture tools, and colorful underglaze paints. Let your imagination run wild as you design a one-of-a-kind plate that can become a cherished family tradition. After decorating, the plate will be bisque-fired, clear-glazed, and ready for pickup in 3-4 weeks, perfect for enjoying year after year!

Create Your Own Handbuilt Vase ●

Instructor: Elizabeth Chapman
Thursday, July 7, 10am-2pm, with the glazing done by individual appointment another time
Min 2 / Max 6
Tuition: Member: \$135
Non-Member: \$150
Beginner, Adults, or Teens

Create a one-of-a-kind, organic clay vase to enjoy in your own home or give as a thoughtful handmade gift. In this hands-on class, participants will design and build a unique vase, inspired by natural forms and guided by sample pieces for reference. You'll learn the full handbuilding process from start to finish, including forming, refining, and finishing your piece. With an emphasis on creativity and exploration, no two vases will be alike—so let your creative energy flow and enjoy the satisfaction of working with clay.

Experience the Art of Raku ●

Instructor: Kathy Morris
This is a two-part class. There are three opportunities for the first session, where you will make your pieces:
Friday, July 10, 6-8 pm
Saturday, July 11, 10am-noon -or-
Sunday, July 12, 2-4 pm
The firing will be on Saturday, July 25, starting at 1pm until finished.
Min 3 / Max 8
Tuition: Member: \$135
Non-Member: \$150
Beginner/Intermediate, 16-adult

Step into the exciting world of Raku, a 16th-century Japanese pottery tradition known for its dramatic firing process and stunning, unpredictable surface effects. In this two-part class, students will create two unique ceramic pieces during the first session, specially designed for raku firing. The second session brings the magic to life as students glaze their work, load the kiln, witness the firing process, and take part in post-firing reduction and cooling. Each firing reveals one-of-a-kind results, and students will leave the second day with finished pieces ready to take home and treasure.

Scan the QR code



*Please register at least two weeks before class to provide ample time for the instructor to prepare for each student.

Registration can be done on our website TIArtsCenter.org under the "Learn" tab.

Kids Camps



Camp #1: Color Me Crazy!
Instructor: Nicky Badour
July 6-10, 9am-noon
Tuition: Member: \$157.50
Non-Member: \$175

Join us for a week of colorful projects as we explore warm and cool colors. Watercolor snow cones, rainbow painted wish flowers, creative wire sculptures, gumball machine collages, candy themed kicks with marker and colored pencil, then some neon pastel gummy bears just to get started. A rainbow scavenger hunt will add to the fun!



Camp #2: This and That!
Instructor: Jade Reynolds
July 13-17, 9am-noon
Tuition: Member: \$157.50
Non-Member: \$175

Test out your art skills with a little bit of everything! This creative camp explores drawing, painting, 3D art, and more through a variety of fun, hands-on projects. Campers will choose from an exciting mix of activities and create artwork all week long. We'll wrap things up with a special end-of-week showcase, inviting parents to celebrate and see the amazing projects their young artists have created.



Camp #3: Creative Campers!
Instructor: Maria VanPelt
July 20-24, 9am-noon
Tuition: Member: \$157.50
Non-Member: \$175

Calling all creative campers! Grab your cardboard flashlight! Create buzzing bugs, friendly bears, glowing fireflies in jars, and a sparkling starry sky. Then team up for an epic fort-building challenge to build the coziest campsite ever! No bug spray needed—just bring your imagination and get ready for indoor camping fun!



Camp #4: Magic & Mischief
Instructor: Nicky Badour
July 27-31, 9am-noon
Tuition: Member: \$157.50
Non-Member: \$175

Get ready for some whimsical, magical art projects with hidden reveals and playful illusions! Secret spy invisible ink paintings, enchanted miniature sculptures with clay, magical potion watercolors, cut paper illusions, and more!



The Arts Center's programming is made possible in part by the New York State Council on the Arts with the support of the Office of the Governor and the New York State Legislature.

Kids Camps



Camp #5: Peace, Love, and Flower Power

Instructor: Maria VanPelt
August 3-7, 9am-noon
Tuition: Member: \$157.50
Non-Member: \$175


Calling all groovy artists! Get ready for a week of mixed media art exploration. Craft colorful wall hangings with ribbons and fibers, and watch supersized flowers bloom from recycled materials. Get messy with chalk, create glowing paper lava lamps, and experiment with values to paint your very own paper disco ball. There will also be time for tie-dye paper and funky hippy headbands—plenty of ways to let your creativity shine!



Camp #6: Something Fishy

Instructor: Nicky Badour
August 10-14, 9am-noon
Tuition: Member: \$157.50
Non-Member: \$175

An underwater exploration will take us to new depths this week while we create glow fish with neon colors, an underwater watercolor silhouette, a mixed media fish collage, and more! Foil fish of all shapes and sizes will add some shine, while our clay turtle sculptures will show us a variety of patterns and designs. Take a dive with us and see what we can find out in the open water!



Camp #7: Enter the World of Fiber Arts!

Instructor: Annie DeStefanis
August 17-20, 9am-noon
Tuition: Member: \$157.50
Non-Member: \$175


Get ready to weave, knot, and create! Campers will learn four fun tie-dye techniques for their own t-shirt, make a circular loom friendship bracelet, weave a colorful potholder, and try both finger knitting and beginner needle knitting. They'll also design and weave a God's Eye and dreamcatcher wall hanging. Best of all, kids will head home with a new handmade masterpiece every day!



Scholarships are available for all youth programs. Please contact Katherine@tiartscenter.org or call 315-686-4123 x200 for more information.

Kids Camps #1 through #7 are offered for children ages 5-10.

The Arts Center offers an After-School Arts program for children in grades K-8 during the school year. Check out our website for more information TIArtsCenter.org.



Kids Camps



Introduction to Ceramics

(Ages 5-10)

Instructor: Barbara Hupp

This camp is every Thursday in July and will be held in the Arts Center Pottery Studio.

July 9, 16, 23, 30, 10am-noon

Min 5 / Max 12

Tuition: Member: \$153

Non-Member: \$170

Get your hands messy and your imagination moving! In this playful introduction to ceramics, kids will explore all the fun ways to work with clay—rolling coils, building with slabs, shaping pinch pots, and even creating clay whistles. Along the way, students will learn basic hand-building techniques while turning their ideas into one-of-a-kind creations. Perfect for curious makers who love to build, shape, and experiment!

Community Crafting



Teen Handbuilding & Wheel Camp

(Ages 11-17)

Instructor: Nicole Toskin

Monday-Friday, July 27-31, 1-3pm

Min 5 / Max 12

Tuition: Member: \$162

Non-Member: \$180

Get ready for a week of hands-on fun in the Art Center Pottery Studio! In this exciting camp, you'll dive into the world of clay—exploring its properties, experimenting with handbuilding techniques, and even trying your hand at the pottery wheel. Learn how to use the slab roller to create smooth clay sheets for your projects, and discover the magic of glazes as you bring your creations to life. This is the perfect opportunity to make art, learn new skills, and hang out with friends in a creative, inspiring environment. Finished pieces will be ready for pickup 2-3 weeks after class, so you can take home your very own handmade treasures. Come for the fun, stay for the creativity!



Paint Your Own Pottery Vessel

Starting October 5, 2026 and running through February 1, 2027, the Arts Center Pottery Studio will be open on the first Monday of the month for drop-in "Paint-a-Piece" nights from **6-7:30pm**.

Monday, October 5: Cups

Monday, November 2: Bowl

Monday, December 7: Platter

Monday, January 4 ('27): Flower pot

Monday, February 1 ('27): Plates

5 min / 15 max

Beginners, Teens, or Adults

Tuition: Member: \$36

Non-member: \$40

You will be able to choose from an assortment of premade pieces, including platters, plates, bowls, and cups. Because space in the pottery studio is limited, please reserve your spot by registering at least a week before the session. Choose your date and choose your vessel, or choose them all! Pieces are pre-made and you get to paint your own design during class.



Jelly Making at Zenda Farms

Instructor: Fred Schmitt

Thursday, September 10

9:30am-3pm

Tuition: \$100 (includes all materials and lunch)

Please note member discount is not applied for collaborations with other non-profits

Beginner, Adult, or Teen

Learn the art of grape jelly making from expert jelly maker Fred Schmitt in this hands-on experience, rooted in land stewardship and local food traditions. In collaboration with the Thousand Islands Land Trust, we invite participants to Zenda Farms Preserve to harvest grapes grown on conserved land and transform them into homemade grape jelly. This workshop highlights how protected landscapes like Zenda Farms support sustainable agriculture, local food systems, and community connections to the land. Participants will gather their own grapes, learn the jelly-making process step-by-step, and leave with a deeper appreciation for how conservation helps preserve both working landscapes and traditional skills. Major thanks to Fred and Nancy Schmitt, Justin and Debbie Taylor, and Reinman's Department Store for sponsoring this collaboration.



Drop in: Collage Night! ●

Instructor: Meredith Bonisteel-Nims
May 2026-February 2027, the first Wednesday of each month, 5-7pm
Wednesday, May 6
Wednesday, June 3
Wednesday, July 1
Wednesday, August 5
Wednesday, September 2
Wednesday, October 7
Wednesday, November 4
Wednesday, December 2
Wednesday, January 6 (2027)
Wednesday, February 3 (2027)
Tuition: Member: \$18
Non-Member: \$20
Beginner, Adult, or Teen

Looking for a welcoming, low-pressure creative outlet to enjoy with friends or on your own? Our new drop-in collage night is designed for community members of all ages and skill levels—no prior art experience required. Held on the first Wednesday of every month, this relaxed evening is led by Meredith and offers a chance to slow down, connect, and create in a friendly, supportive environment. Participants are invited to browse our wide selection of paper, magazines, newspapers, and other collage materials to craft a one-of-a-kind collaged masterpiece. Whether you're looking to meet new people, spend time with neighbors, or simply enjoy a cozy night of creativity, drop-in collage night is the perfect way to gather, make art, and be part of the Arts Center community.



Drop in: Knitting Night! ●

May 2026-February 2027, the first Tuesday of every month, 5-7pm
Tuesday, May 5
Tuesday, June 2
Tuesday, July 7
Tuesday, August 4
Tuesday, September 1
Tuesday, October 6
Tuesday, October 3
Tuesday, December 1
Tuesday, January 5
Tuesday, February 2
Suggested donation of \$10
(supplies not included)
Beginner, Adult, or Teen

Drop-In Knitting Night is designed for community members of all ages and skill levels—no experience required. Held on the first Tuesday of every month, this relaxed evening offers a chance to slow down, connect, and create in a friendly, supportive environment. Bring your current knitting project or start something new alongside fellow makers. Whether you're a seasoned knitter or just learning the basics, you'll find encouragement, inspiration, and good company around the table. If you're hoping to meet new people, spend time with neighbors, or simply enjoy a cozy night of creativity, Drop-In Knitting Night is the perfect way to gather, stitch, and be part of the Arts Center community.



Drop in: Paint Night! ●

May 2026- February 2027, the last Thursday of every month, 5-7pm
Thursday, May 28
Thursday, June 25
Thursday, July 30
Thursday, August 27
Thursday, September 24
Thursday, October 29
Thursday, November 19
Thursday, December 17
Thursday, January 28
Thursday, February 25
(except for Thanksgiving, Christmas Eve, and New Years Eve)
Tuition: Member: \$18
Non-Member: \$20
Beginner, Adult, or Teen

Drop-In Painting Night is designed for students who want to dip their toes into art in a relaxed, welcoming environment. Expressing yourself through creativity can have a powerful impact on both physical and mental well-being. During this open studio session, watercolor and acrylic paints will be available, as well as canvas and watercolor paper, to explore as you let your imagination run wild. While this is not a guided class, it offers the perfect opportunity to experiment, build confidence, and develop your skills at your own pace.



Holiday-Themed Baskets ●

Instructor: Barbara Green
Saturday, November 21, 10am-2pm
8 students needed for class to run
Beginner, Adult
Tuition: Member: \$81
Non-Member: \$90

With the holidays right around the corner, create a heartfelt, handmade gift that your friends and loved ones will treasure. In this festive class, participants will weave a charming small basket using a selection of holiday-inspired colors, with complementary options to make it uniquely your own. Measuring approximately 4" wide x 8" long x 4" high, this basket is perfectly sized for gifting or seasonal décor. Designed especially for beginners, this project is ideal for first-time weavers and basket makers. You'll be guided step-by-step through the fundamentals of basket weaving, including shaping the basket and lashing on a finished rim. Leave with new skills, a beautiful handmade basket, and the satisfaction of creating something truly special.



Holiday Ceramic Ornaments/ Shakers ●

Instructor: Kathy Morris
Friday, October 23, 6-8pm
Saturday, October 24, 10am-noon
Min 3 / Max 8
Tuition: Member: \$67.50
Non-Member: \$75
Beginner, Adult, or Teen

A shaker, or rattle, is a percussion instrument that makes a unique chiming sound when shaken - like a jingling bell. In this class you can make up to three (3) ceramic shakers that can be strung from a Christmas tree or used in a number of different ways. You'll have creative freedom over the design, including provided textures, carving tools, and clay to shape or add-on features to your shakers. Pieces will be fired and finished in a glaze of choice before being given back for pick up (free) or shipping (\$15.00).



Holiday-Themed Pierced Ceramic Luminaries ●

Instructor: Nancy Robbins
Thursday, August 27, 10am-3pm
Min 2 / Max 5
Tuition: Member: \$121.50
Non-Member: \$135
Beginner, Adult, or Teen

Create a unique, holiday-themed, pierced ceramic luminary. Utilizing a cone shape as a base, instructions will be provided to craft ONE of the following - ghost, witch, Christmas tree, Santa or snowman. As a final touch, you will carve holes in strategic areas of your luminary to allow for a votive to shine through. Finally, underglaze can be applied once the form is completed. The luminary form is completed in one day, however it will need to dry and be bisque-fired prior to final glazing. Arrangements can be made for the instructor to single glaze your piece or you can schedule a time to glaze yourself. This class is suitable for all levels, but some handbuilding experience is helpful.



Holiday Garland Making, D.I.Y. Garland ●

Instructor: Meredith Bonisteel-Nims
Thursday, December 3, 5-8pm
Min 5 / Max 20
Tuition: Member: \$36
Non-Member: \$40
Beginner, Adult, or Teen

This holiday-themed class invites you to get creative and make your very own custom holiday garland using a variety of materials—felt, paper, ornaments, fiber, and more. Mix textures, colors, and shapes to design a garland that reflects your personal style and holiday spirit. Your finished garland can be displayed on mantels, tables, in trees, or used to decorate doorways and cozy corners throughout your home for the season. Whether you're creating something classic, whimsical, or unique, this class offers a fun, hands-on way to add a handmade touch to your holiday décor. Come craft, connect, and leave with a festive piece ready to celebrate the season!



Create Your Own Holiday Cards & Gift Tags ●

Instructor: Ann Johnson-Kaiser
Saturday, November 21, 11am-3pm
Min 3 / Max 6
Tuition: Member: \$45
Non-Member: \$50
Beginner, Adult, or Teen

Get into the holiday spirit with this fun, hands-on card-making class. Students will learn how to design and create handmade holiday cards, or gift tags, using a variety of themed papers, embellishments, and craft supplies provided. Whether you prefer classic, whimsical, or modern designs, you'll have everything you need to make truly one-of-a-kind cards. Perfect for all skill levels, this class is a relaxed and creative way to craft heartfelt cards ready to give (or keep!) and decorative gift tags this holiday season."

The Arts Center's programming is made possible in part by the New York State Council on the Arts with the support of the Office of the Governor and the New York State Legislature.

Starting June 27, all classes will be held at our new Arts Center home at 321 James Street. Classes scheduled through June 26 will remain at 314 John Street. We can't wait to welcome you to the new space!



Instructor Bios

Thank you to
all of our 2026
instructors!

EMMA KEARNS joined the Arts Center two years ago as a student herself. She was hooked when she completed her first 16-piece dining set. When she isn't working on new creations in the pottery studio, Emma is busy making pottery pieces for local pop-up Ceramics & Cocktails events and working at The Clipper Inn during the summer months. Emma is looking forward to learning more and teaching!

SARAH ELLEN SMITH is a North Country native and resident of Clayton, NY. An artist all her life, she is a glass bead maker, jeweler, photographer, painter, mosaic artist, journalist, and teacher. For 11 years, she collaborated with John Arnot at St. Lawrence Pottery. You can see Sarah's work at www.sarahellensmithartist.com.

TINA SIEBEL is the owner and designer of Serendipity Creations, a handcrafted artisan jewelry company founded in 2006. She has sold work at Art Festivals across New York and Florida, including the Arts Center's Art & Craft & Antique Festival. Tina also has work found in galleries and retail stores across the country. She began intensive training in silversmithing in 2017 and has been working with silver ever since. She has taught classes in New York and Florida. She grew up in the Thousand Islands, but now spends summers in South Colton, NY, and winters in Smyrna Beach, FL.

ANNMARIE SIMMONS is a retired Elementary and Special Education Teacher from Clayton. She is committed to lifelong learning, which led her to the Arts Center and her first weaving class. AnnMarie is now an enthusiastic Wednesday Weaver and weaving instructor at TIAC, as well as a member of Northern Blend Chorus.

***MARY KNAPP** has taught classes and exhibited her work in a wide range of venues, earning numerous awards for her artistry. She is the author of Star Quilts and has designed a popular series of lighthouse patterns. When she's not teaching or creating, Mary can often be found on her deck overlooking the St. Lawrence River and surrounding woods, where she enjoys drawing and dyeing inspired by the beauty of the landscape.

SUSAN BERRY has been a glass artist for over 40 years and is the owner of Jagged Glass LLC. She has worked with many aspects of the glass medium and continues to explore new techniques and methods. Susan is a fourth-generation River Rat, spending her summers at her glass studio on Bartlett Point in Clayton.

LISA WAGNER is a watercolor, acrylic, and collage artist who has been painting and teaching for 30 years. She has been a full-time artist in the last twelve years, with her work being showcased in several local, national, and international exhibitions. Lisa lives on Wellesley Island, and you can see her work at www.lisawagnerart.com.

***PAT AND TERRI BURDICK** are a sister duo with decades of experience teaching quilting and traditional arts at retreats and summer camps. Their work is deeply inspired by the natural environment, which they thoughtfully incorporate into their designs and creative process.

SUSAN HALDEMAN has a lifelong passion for textiles. With more than thirty years in the textile art industry, she continues to explore both traditional and sustainable approaches to working with natural fibers, thoughtfully incorporating texture, pattern, and color into her work. Susan draws inspiration from antique fabrics and objects, historical references, literature, and her experiences in nature. Sharing her techniques and the knowledge she has gained over the years is deeply fulfilling, as is her ongoing involvement in and support of the arts community.

PAUL ALLEN TAYLOR is a professional watercolor painter from Rochester, NY, who is recognized for his unique use of color and impressionistic style. He is a respected teacher and workshop instructor and has developed a following of students who find his style very approachable and highly-skilled. You can see Paul's work at www.paulallentaylor.com.

CHERYL SIMEONE is a retired NYS certified Art Teacher and an award-winning artist in drawing and painting. She is a member of three regional art galleries, and while painting in oils is her passion, jewelry making is a relaxing sideline. Cheryl balances her jewelry making with plein air painting competitions in the summer and studio work.

PENNY KRING has owned and operated Heath Photography for 35 years. She got interested in barn quilts through the Iva Smith Memorial Gallery and the Hammond Barn Quilt Trail, seeing how they added so much beauty to the scenery. Penny has been painting barn quilts for a number of years and has several commissioned pieces hanging on North Country barns.

***CHRISTINE TISA** is the former owner of Tisa Gallery in Clayton, NY, and now co-owner of Atelier 291 in Hammond, NY. She holds an M.S. in Art Education and an MFA in Painting and Printmaking, and is also a certified yoga instructor.

***SCOTT OUDERKIRK** is co-owner of Atelier 291 and works as an artist, author, and restorer of wooden boats. He earned his B.S. from SUNY Oswego, an M.A. from Syracuse University, and an MFA from the University of Hartford.

PAT DESTEFANIS is a graduate of Cornell University and enjoyed a 39-year teaching career before retiring from the school system. She also raised sheep and operated a wool and weaving business, which is when she developed her skill and love of weaving. Pat belongs to TIAC's group of Wednesday Weavers.

NICKY BADOUR earned her MS in Art Education from Syracuse University. She and her family live in Clayton, and she is the high school art teacher at Thousand Islands Central School, where she teaches classes in drawing and painting, traditional and digital photography, studio art, ceramics, sculpture, crafts, and interior design.

JOAN APPLEBAUM specializes in painting landscapes and nature. Her inspiration comes from the woodlands and waterways of Coastal Delaware and Northern NY. Joan's paintings are in collections throughout the U.S. and abroad. She has taught at Rehoboth Art League, Biggs Museum of American Art, Mispillion Art League, and the Thousand Islands Arts Center.

***INGA FALTERMAN** works as an artist in Louisiana, although she tries to spend as much time as possible on the St. Lawrence. She received her MFA in printmaking from Pratt Institute in Brooklyn, New York. Her current projects include large-scale representational landscape paintings, metaphorical quilts, and commissioned carvings.

***ELIZABETH CHAPMAN** has been working with clay for more than ten years, exploring both wheel-throwing and hand-building through dedicated study and practice. She is drawn to the freedom of the medium, where no two forms are ever the same and beauty truly lies in the eye of the beholder.

***BEV SHERMAN** is a mosaic artist inspired by nature. Drawing from landscapes, wildlife, and organic forms, her work combines traditional mosaic techniques with an intuitive use of glass and natural elements, reflecting a deep appreciation for nature while inviting viewers to pause and reconnect with the natural world.

KATHLEEN MORRIS developed a love for ceramics when she met internationally known ceramicists Otto and Vivika Heino. She earned her BA in Art at Kean College with a concentration in ceramics and photography and went on to teach in both disciplines at the Lakeland School in Chester, NJ. She also studied at the Tuscarora Pottery School in Tuscarora, NV, and Scuola d'Art Ceramica in Deruta, Italy. Kathy is the staff potter at TIAC and a member of the Fibonacci Art Gallery in Watertown, NY.

***BARBARA HUPP** studied Recreation at San Diego State University and began her career with San Diego Parks and Recreation, where she served as ceramics and arts and crafts staff. Over the years, she became a dedicated ceramics teacher, sharing her skills and enthusiasm with students of all ages. Now retired from the classroom, Barbara continues to nurture her lifelong passion for the arts, inspiring creativity and hands-on exploration wherever she can.

ANN JOHNSON-KAISER began exploring her creative side after retiring from a 37-year

career in government and returning to the North Country. What started as a relaxing hobby quickly grew into a passion for crafting handmade cards, bags, and decorative boxes. Ann enjoys the thoughtful process of designing and creating unique pieces, finding joy in the details and the opportunity to share her handcrafted work with others.

***JADE REYNOLDS** is an experienced art teacher with 19 years in the Indian River School District, specializing primarily in acrylic and watercolor. Inspired by life along the St. Lawrence River in Chippewa Bay, NY, she balances teaching and leading paint classes with being a proud mother of two and enjoying the outdoors through walking, boating, and fishing with her husband.

MARCI MASON is a seasoned watercolorist from the Pittsburgh suburb of Turtle Creek. She is a school art teacher and has been a watercolor instructor for over 30 years. Her paintings can be found in corporate and private collections, and she welcomes commissions of all kinds. Marci describes herself as somewhat of a rebel watercolorist, not following the written rules, but always managing to achieve what she attempts.

MOLLY VOTH is the Museum Educator at the Antique Boat Museum. She has a degree in Anthropology from James Madison University in Virginia and joined the ABM team in February 2022. Through teaching, sailing, and studying shipwrecks with NOAA, she found a love for public outreach and the water. Molly has been a consistent studio potter for years at the Arts Center.

***COOPER ULIANO** is a professional graphic designer specializing in brand identity design and creative art direction for small businesses. He currently manages more than 35 clients, creating distinctive logos and cohesive brand identities for companies across the country, including several in Jefferson County. Cooper earned his degree in Graphic Design from the University at Buffalo in 2020 and is passionate about helping businesses communicate their vision through thoughtful, strategic design.

MARIA VANPELT is currently a teacher at LaFargeville Central School and has been helping kids discover their creative potential for over 18 years. Maria completed her undergraduate coursework at the Fashion Institute of Technology in New York City, followed by an M.Ed. from SUNY Potsdam.

NANCY ROBINS has enjoyed a lifelong passion for crafting in a variety of mediums, including fiber and needle arts, doll making, drawing, and her most recent love, ceramics. Ever since she took her first ceramics class at the Thousand Islands Arts Center pottery studio 11 years ago, she has continued to learn and experiment with clay. Currently, her passion is surface design and sculptural techniques. A Clayton summer resident, she spends the winter months in Southern California, where she enjoys sharing ceramic

techniques with friends and family in her home studio.

DAVE DINGER has been drawing all of his life, but developed a love of painting after taking classes with the late Wilson Bickford. While Dave prefers acrylics, he continues to follow Wilson's style and direction in his painting and teaching. Dave's work has been in galleries in New York and Florida, including at the Arts Center.

NICOLE TOSKIN is a ceramics artist and active member of our pottery studio community. Known for her creative teapots and whimsical, imaginative designs, Nicole brings skill and personality to everything she creates. She has been teaching Teen Wheel Camps at the Arts Center for the past two years, sharing her love of clay with the next generation of artists.

ROBIN HOFFMAN has been knitting since she was 12 years old. She finds it to be a form of relaxation and loves to share this rewarding craft with anyone willing to pick up a pair of sticks. Robin lives in Clayton and serves on the Board of Directors for the Thousand Islands Land Trust.

DEDE NASH fell in love with knitting 14 years ago after watching a good friend knit a baby hat in one sitting. With so many beautiful yarns available today, she finds every project new and exciting. Dede lives in Clayton and is a member of the Clayton Community Band.

SUE DeLEARIE ADAIR, SAA, AWA, Schenectady, NY, is a long-time birder who teaches classes centered on her favorite subject matter—wild birds and small mammals. She creates graphite and mixed media drawings using various combinations of watercolor, colored and graphite pencils. Sue's work is selected annually for national and international exhibitions.

***LYNETTE LUNDY-BECK** is a multidisciplinary artist with over a decade of experience leading creative workshops across New York's North Country. Combining the precision of her engineering background with a warm, step-by-step teaching style, she makes art accessible to all skill levels. From whimsical seasonal paintings to botanical cyanotypes, Lynette's classes are hands-on, inclusive, and designed to spark creativity and confident self-expression.

KELLY DIAMOND is the owner of Metal Morphosis Jewelry Studio in Syracuse, NY and has been sharing her love of jewelry-making with students for over 10 years. She has a special fondness for beginners and a curious habit of transforming unsuspecting people into jewelry addicts.

***MEREDITH BONISTEEL-NIMS** has a deep-rooted passion for the arts. She studied color theory and print design at the Fashion Institute of Technology, where she developed a strong understanding of how color can mix, contrast, and evoke emotion to create

harmony and visual impact. Meredith continues to explore her creativity through painting, crafting, interior design, and gardening, drawing inspiration from both her formal training and the beauty of everyday life.

DOUG DRUMM is a skilled wood artisan renowned for his meticulous craftsmanship in both wildlife carvings and furniture. With extensive knowledge of wood, he expertly selects and blends different types to create pieces that are both functional and visually striking. In addition to his woodworking, Doug is an accomplished ceramic artist and painter, bringing the same precision and creativity to every medium he explores.

ANNIE DESTEFANIS is originally from Pittsburgh, PA, where she earned a B.A. in Fine Arts at Carnegie-Mellon. She went on to achieve a B.A. in Elementary Education and a J.D. in Law at Duquesne University. Annie served as an attorney in Colorado and finished up her career teaching Kindergarten. She continues working with young children as a substitute teacher.

***DON ANDREWS** is a nationally recognized watercolor artist and workshop instructor with over 35 years of experience. He has conducted painting workshops across the United States, Canada, Mexico, Europe, and Africa, sharing his expertise and inspiring artists worldwide with his mastery of watercolor techniques.

BETH PARKES started her journey with textile arts as a weaver. In 1990, her mother-in-law introduced her to lacemaking, and she has been making lace (and weaving) ever since. She loves the fact that while bobbin lace looks intimidating, it is actually one of the easier textile arts. Anyone who has done crochet, knitting, or weaving can easily pick up bobbin lace.

HELEN CONDON has been braiding rugs for over 60 years and is the sole proprietor and designer of Adirondack Rug Braiding. She has taught at TIAC, TAUNY in Canton, Great Camp Sagamore, VIEW in Old Forge, Schoharie River Center, and in her Parishville studio. **MARTHA FOLEY** will be Helen's assistant this year. You can see Helen's work at <http://adirondackrugbraiding.com>.

FRED SCHMITT is a proud Clayton local and a dedicated Arts Center Trustee. With years of experience in jam and jelly making, Fred has led these collaborative workshops three times and continues to generously share his expertise, helping others learn the art and joy of preserving homemade treats.

***CYNTHIA SAARI** has over thirty years of experience creating and teaching jewelry making at handcraft schools and educational venues nationwide. Her handmade glass bead jewelry has been published, exhibited, and showcased in shows across the United States. Known for her "results guaranteed" classes, Cynthia delights in sharing the joy

of creativity with students of all ages. She currently teaches jewelry making at Nichols College in Massachusetts.

BARBARA GREEN owns and operates Adirondack Green House Basketry, which represents her love of the Adirondacks, her passion for basket weaving, and her family name. She found her niche in basket weaving when she took an Adirondack Pack Basket class in 2007 and she's been hooked ever since. Barbara continues to work at improving her craft and takes great pleasure in teaching it to others.

CHRIS MURRAY is a professional photographic artist, instructor, and writer. He photographs primarily in the landscape of his home, the woods, lakes, mountains, and streams of New York State. His work has appeared in several magazines, including On Landscape, Popular Photography, Adirondack Life, Thousand Islands Life, and New York State Conservationist, among others. Chris leads photography workshops independently and through the Adirondack Photography Institute and at the Thousand Islands Arts Center.

***VICTORIA BRZUSTOWICZ** is an award-winning painter and graduate of Wells College, where she earned her BA in Studio Art. She is co-founder and chair of Greater Rochester Plein Air Painters and is known for her dynamic alla prima technique and expressive landscapes that capture the energy and movement of nature.

COLETTE SAVAGE is an award-winning artist who has painted plein air for more than 22 years. She is a member of Greater Rochester Plein Air Painters and serves as Vice President of the Pastel Society of Western New York. Colette teaches pastel, drawing, and plein air classes, and regularly presents workshops and demonstrations.

*New instructor this year



Celebrate our 60th Anniversary - Become a Member Today

There's something special that happens when people come together to create, explore, and celebrate the arts. Your membership helps make that possible. When you join—or renew—you're not just supporting programs. You're opening doors for neighbors, families, and future artists across the Thousand Islands region.

Why Membership Matters

- You help keep classes, exhibitions, and performances accessible
- You strengthen a creative community that welcomes everyone
- You fuel opportunities for artists of all ages
- You ensure the arts remain a vibrant part of our region's story




Be part of something inspiring

Join today—or renew your commitment—and help creativity thrive close to home. Your support makes art possible.

315.686.4123 • TIArtsCenter.org

*Scan the QR
Code and
become a
member today!*



Built for Art. Shaped by Community.

The new home of the Thousand Islands Arts Center
designed to inspire connection, creativity, and shared experience.

TAYLORED
ARCH

Taylor Architecture PLLC
www.taylorarchitecture.com
315.399.8936



“It has been a privilege to help shape a place that will serve artists, neighbors, and visitors alike. Projects like this strengthen the cultural fabric of the Thousand Islands and remind us why community-centered design matters.”

~ Jonathan Taylor, Project Architect, Taylor Architecture PLLC

INTEGRITY | STEWARDSHIP | GRACE



CBBS

bookkeeping services

Nicole Berry - Owner

315.921.1891 | info@carrierbay.com

INTEGRITY | STEWARDSHIP | GRACE

1000 Islands River Rat Cheese

242 James Street, Clayton New York

315.686.2480



Home of the Squeaky Cheese Curds!

Available in Plain & Assorted Flavors

**Mild to 20 year old aged cheddar,
flavored cheese & much more!**

Stop into our specialty shop or shop online

www.riverratcheese.net

Open 7 days a week

 Community Bank

Together, we're Community™

205 STATE ST, CLAYTON | 315-686-5551
CBNA.COM

 | Member FDIC

Pam Waterman

AVP/Loan Officer MLO: 535389

pwaterman@carthagesavings.com

(315) 686-4850 ext. 6055 / CELL (315) 405-1446



BLACK HORSE CONSTRUCTION GROUP

Design-Build Contractor • Preconstruction Consulting • Project Management

Commercial, Educational, Industrial and Infrastructure Construction

***A NYS DOT-DBE Specializing in NYSDOT Road Work to Include:
Concrete Curbing, Sidewalks, Stamped Concrete, Slip-Form Curbing***



**Certified
Women-Owned
Business Enterprise**


blackhorsegroup.us

800 Starbuck Ave, Suite 100AB, Watertown, NY 13601
P: 315.755.1213 • F: 315.681.6599



2026 SUMMER PROGRAMS & EVENTS

Visit abm.org for the Education Programming
Schedule & Events Calendar

Ride the River...Take a Speedboat Ride!
100+ Boats on Display  Shop The Museum Store
Guided Walking Tour of Historic Houseboat



ANTIQUE BOAT MUSEUM

750 Mary Street • Clayton, New York 13624
abm.org  315.686.4104  Open May-October



Unique Pieces from
60+ Local Artists



Serving Breakfast & Lunch
Bagels by the Dozen
& Specialty Coffees

**307 RIVERSIDE DR
CLAYTON, NY 13624
315-783-5966**

1000IslandsArtisans.com

FRENCH CREEK MARINA & CAMPGROUND



· COMPLETE MARINE SERVICES ·

Certified Mechanics · Diesel Specialist · Machine Shop
Volvo · Yanmar · Westerbeke · Ilmor
Launch Ramp · Dock Rental · PWC Pod Rental
Guaranteed Service

**LARGEST PARTS & PROP INVENTORY IN THE
NORTH COUNTRY**

250 Wahl Street, Clayton NY 13624 · 315.686.3621 · frenchcreekmarina.com

· FULL SERVICE CAMPGROUND ·

Seasonal Vacation Homes Available
Call for details!

NEW Covered Floating Docks Available!

· Boat Storage · Self-Storage Units

SUMMER HOURS 8 AM - 5 PM · 7 DAYS/WEEK



CUSTOM MARINE CANVAS

SERVING THE 1000 ISLANDS
AND SOUTH FLORIDA



CALL OR TEXT US TODAY

315-489-3809

954-636-0191



221 John Street
Clayton, New York 13624

315.686.3111



www.CerowAgency.com

FRENCH BAY & ISLANDER MARINAS



530 THERESA STREET, CLAYTON
(ADJACENT TO THE ANTIQUE BOAT MUSEUM CAMPUS)

RESERVE TODAY! SLIPS ARE LIMITED!

- COVERED SLIPS AND NEW SLIP RENTALS UP TO 50' ALL SLIPS INCLUDE POWER, WATER AND WIFI COURTESY LOUNGES
- SECURITY SYSTEM
- FULL MARINE SERVICES
- INDOOR AND OUTDOOR WINTER STORAGE
- BOAT BROKERAGE
- ACCOMMODATIONS AVAILABLE
- OPEN YEAR-ROUND



LOCATED WITHIN WALKING DISTANCE OF RESTAURANTS, SHOPS, MUSEUMS, AND PARKS IN HISTORIC CLAYTON LAST BUT NOT LEAST....AWARD WINNING SUNSETS!

WWW.FRENCHBAY.COM

**Splash & Crash
BUMPER
BOATS**

CHALLENGING MINI GOLF COURSE
 DRIVING RANGE • GEM SLUICE • CRAFT ICE CREAM
 40168 NYS RT 12 • Clayton, New York 13624
rivergolfadventures.com • 315-777-0225



Crowley & Halloran, CPAs, P.C.
Certified Public Accountants, Auditors, and Consultants

215 Washington Street, Suite 100
Watertown, NY 13601

Phone: (315) 788-3140
Fax: (315) 782-5321

www.crowleyhalloran.com
Email us at info@crowleyhalloran.com

Goutremout

Brothers

Construction LLC

Serving Jefferson and St. Lawrence Counties including Watertown, Cape Vincent, Alex Bay, and more.

Island Work	Custom Homes	Hardwood Staircases
Siding	Additions	Ceramic Tiles
Roofing	Kitchen & Bath	Hardwood Floors
Custom Cabinetry	Custom Woodwork & Staircases	And Much More!!!

Phone: (315) 649-4205 Fax: (315) 649-2347
office@goutremoutbrothers.com

New

Century

Electric, Inc

25 Years of
Safety through Quality

Electric & Communications Contracting

www.newcenturyelectric.com



Tour the Enchanted Edible Forest

www.enchantededibleforest.com



Dani Baker

Creator of the
Enchanted Edible
Forest

Author of The Home-
Scale Forest Garden

SCHEDULE A TOUR

By appointment only. \$25/person,
\$50 minimum. **Call or email
today!** 315-482-3663

danibaker@crossislandfarms.com

44301 Cross Island Road
Wellesley Island, NY 13640

Learn from an Expert

Take a guided tour of a sustainable edible perennial garden where nature does most of the work.

Use All Your Senses

See, smell, and taste edible berries, herbs, flowers, and perennial vegetables in season.

Become Enchanted

Experience the ambiance and abundance

Get Inspired

Get Inspired Learn how to landscape your own property with aesthetically-pleasing, food-producing plants.

TRICIA'S RONDETTE

~~~~~ A Family Restaurant ~~~~~



## Breakfast • Lunch • Dinner

Daily Specials • Dine-In • Take Out • Open Daily May-November  
Late Nite Menu (July-Labor day)

View our menu online at [www.rondette.com](http://www.rondette.com)

40685 NY-12, Clayton NY • 315-686-4760



## Klepper, Hahn & Hyatt

Klepper Hahn & Hyatt specializes in  
Structural Engineering | Landscape Architecture  
Building Envelope Systems

Proud to provide design consulting  
services for the new home of the  
Thousand Islands Arts Center and Museum!

(315) 446-9201 | [www.khhpc.com](http://www.khhpc.com)  
5710 Commons Park Drive  
East Syracuse, NY 13057

For Dinner, Drinks or a Relaxing Getaway...  
**EXPERIENCE THE TRADITION**  
of the 1000 Islands in Luxury.



1000 ISLANDS BAR

SEAWAY GRILLE

- » 105 Deluxe Guest Rooms & Suites
- » Seaway Grille & 1000 Islands Bar
- » Riverside Patio
- » Grand Ballroom & Conference Center
- » Indoor Swimming Pool & Jacuzzi
- » State-of-the-art Fitness Center
- » Concierge Services & Business Center
- » Destination Weddings!

*Harbor Hotel*

1000 ISLANDS • CLAYTON



200 Riverside Drive • Clayton, New York  
315-686-1100 • [www.1000islandsharborhotel.com](http://www.1000islandsharborhotel.com)



## THE IVY RESTAURANT

The 1000 Islands' Best – Kept Secret

613.659.2486 – [www.ivyleaclub.ca](http://www.ivyleaclub.ca)

61 Shipman's Point Lane, Lansdowne, On.





# Northern Marine Inc.

Service Since 1978



Full Service Marina Located  
Between Clayton and Fishers  
Landing in Spicer Bay



Marine Engine Repairs  
Mercury/Mercruiser Certified  
Engine Repower  
Fuel Dock and Pump Out  
Fiberglass and Gelcoat Repairs  
Heated and Cold Indoor Storage  
Outdoor Storage and Shrink Wrap

Prop Shop @ Northern Marine  
Summer Rack Storage  
Seasonal and Transient Dockage  
Forklift and Hydraulic Trailer  
Towing and Emergency Storage  
Boat Brokerage  
HIGHFIELD Boat Sales



Contact us today at:

## 315-686-4398

# CLAYTON OPERA HOUSE

"Your Year-Round Entertainment Destination!"

You know us for our performances, but did you know you can rent the **Performance hall** or **Ballroom** for your:

- \*Wedding
- \*Business Meeting
- \*Corporate Party
- \*Benefit
- \*Reunion
- \*Bridal Shower
- \*Baby Shower
- \*Prom
- \*Birthday Party
- \*Theater Performance

Scan here to see our upcoming performances!



Thousand Islands Performing Arts Fund  
403 Riverside Drive, Clayton NY 13624  
315-686-2200 | ClaytonOperaHouse.com



## Proud sponsor of the Thousand Islands Arts Center

### RBC Wealth Management

19485 U.S. Route 11 | Watertown, NY 13601

[us.rbcwm.com/watertown](http://us.rbcwm.com/watertown)




© 2023 RBC Wealth Management, a division of RBC Capital Markets, LLC, registered investment adviser and Member NYSE/FINRA/SIPC. 23-WO-03150 (11/23)



## O'BRIEN'S RESTAURANT & BAR

SERVING  
LUNCH & DINNER  
DINE-IN / TAKE-OUT  
LATE NIGHT MENU • CATERING  
WEEKEND LIVE ENTERTAINMENT

226 Webb St, Clayton  
315-686-1110  
[obriensclayton.com](http://obriensclayton.com)



## JERRY'S Tiki Bar

SERVING  
LUNCH & DINNER  
DINE-IN / TAKE-OUT

6380 COUNTY ROUTE 8  
CAPE VINCENT, NY  
315-501-4041



*Rt. 12 Clayton, NY*  
*Located in the heart of the 1000 Islands!*



*Natali's Restaurant*  
Serving Lunch and Dinner  
7 days a week.  
(315) 686-3102

*C-Way Motel*  
1 and 2 Bedroom Apts, WiFi  
Remodeled Rooms, Pool  
(315) 686-4214

*C-Way Golf Club*  
18 Hole ~ Par 71  
Specializing in Golf Packages  
Fee Times ~ (315) 686-4562



**1-866-292-9778**  
*Book Online at [www.cwayresort.com](http://www.cwayresort.com)*



*Your Why is Our Why.*



315.782.0155\* | [mynorthern.com](http://mynorthern.com)

Equal Housing Opportunity. Federally insured by NCUA. \*Carrier rates and fees may apply.



# TASTING ROOM

421 RIVERSIDE DR  
CLAYTON, NY 13624

321 HOWK ST  
WATERTOWN, NY 13601

PRESENT THIS AD FOR 1  
**FREE TASTING!**

\*NO CASH VALUE. CAN NOT BE COMBINED WITH ANY OTHER OFFERS. OFFER EXPIRES DECEMBER 31, 2024

[garlandcitybw.com](http://garlandcitybw.com)

# YOUR LOCAL RIVER REALTORS



Trust an agent with over 1540 Transactions and \$282,000,000 in sales locally!

**YOU CAN TEXT ME ON  
315-778-1191  
LAKEONTARIOREALTY.COM**



*Lake Ontario*



*Realty LLC*

**Amanda Miller**  
Lic RE Broker / Owner  
**315-649-3434**



# Northern New York Community Foundation

*Support the things  
you care about most...  
**FOREVER.***

*Consider creating a named Community Foundation fund to support YOUR favorite organizations, church, scholarships, passions and interests, or geographic region for good, forever. The most enduring way to impact what matters most to you.*


Ask about the Thousand  
Islands Arts Center  
endowment fund at the  
Community Foundation

131 Washington Street • Watertown, NY 13601  
St. Lawrence County Extension: Canton, NY

315-782-7110 • info@nnycf.org • nnycf.org




*Your Community. Your Foundation. Your Legacy.*




**WOOD BOAT  
BREWERY**

HIGH QUALITY, FULL FLAVORED  
BREW & THE BEST BRICK  
OVEN PIZZA IN THE AREA!



*The Charley Room*  
**WOOD BOAT BREWERY**

HOST YOUR EVENT WITH US  
PRIVATE ROOM FOR  
UP TO 80 GUESTS



*The Sipper*  
**MOBILE BAR**

THE MOBILE BAR THAT  
COMES TO YOUR  
PRIVATE EVENT!

625 Mary St., Clayton, NY • (315) 686-3233 • woodboatbreweryny.com  
Open 7 Days A Week Year Round



**CHANNEL  
MARKER 243**

**RESTAURANT & BAR**  
OPEN 7 DAYS A WEEK

427 S. Market St, Cape Vincent, NY  
(315) 501-4200 • ChannelMarker243.com



*The Sweet Bar*  
• CANDY SHOPPE •

**CANDY • CHOCOLATES • DIRTY SODAS**  
500 RIVERSIDE DR, CLAYTON NY 13624  
SWEETBARCANDYSHOPPE.COM



**Robin Lucas**

**ASSOCIATE  
BROKER**

315.430.9729

FOURSEASONSSIR.COM

Each Office Is Independently  
Owned And Operated.

Your Gateway to Thousand  
Island Living Begins Here.

Four  
Seasons 

**Sotheby's**  
INTERNATIONAL REALTY





# RESTAURANT LOUNGE & MOTEL

*Now With Outdoor Dining*

*Where People Come For  
Great Food & Good Times!*

126 State Street, Clayton NY 13624

*For Information and Reservations...*  
Please Call 686-3842 ~ April - October  
[clipperinn.com](http://clipperinn.com)



**WE HAVE THE SERVICES YOU NEED,  
CLOSE TO HOME!**

#### GENERAL SERVICES:

- BEHAVIORAL HEALTH
- 24/7 EMERGENCY ROOM
- FAMILY HEALTH CLINIC
- SPECIALTY SERVICES
- CONVENIENT CARE
- CARDIOPULMONARY
- IMAGING SERVICES
- LABORATORY SERVICES
- PHYSICAL THERAPY
- OCCUPATIONAL THERAPY
- INPATIENT REHABILITATION
- SURGICAL SERVICES

#### SPECIALTY SERVICES:

- WOMEN'S HEALTH
- UROLOGY
- CARDIOLOGY
- VASCULAR
- DERMATOLOGY
- ORTHOPEDICS
- COLORECTAL
- NEPHROLOGY
- PULMONOLOGY
- GENERAL SURGERY
- EAR, NOSE, AND THROAT



# *Your Bank For Good.*



[www.WatertownSavingsBank.com](http://www.WatertownSavingsBank.com)

(315) 788-7100

**LET US TAKE CARE OF YOUR HEALTH**

**Call Us Today! 315-482-2511**

4 Fuller Street  
Alexandria Bay NY 13607  
[www.riverhospital.org](http://www.riverhospital.org)

porch  
& paddle



KITCHENS • FURNISHINGS • DESIGN STUDIO

236 JAMES ST., CLAYTON • 315-686-3148 • WWW.PORCHANDPADDLE.COM



*Carrying On A Family Tradition Since 1946*

**Furniture • ACE Paint  
Hardware • Housewares  
Plumbing • Electrical**



435 Riverside Drive, Clayton  
(315) 686-5222 • reinmans.com

# Connecting you to the Beauty of the North Country

WATERTOWN



DAILY TIMES



Call 315-782-1012 to subscribe and be connected

**Ansun**  
GRAPHICS

***For ALL of Your  
Printing Needs***

- Graphic Design
- Offset & Digital Printing
- Bindery & Finishing
- Mailing Services
- Promotional Products
- Apparel
- Screen Print
- Embroidery
- Signage

**AnsunGraphics.com**  
**315.437.6869**

***Ain't No Stopping Us Now...***

**BONDARTECH**

20 years of experience

BondarTech has been serving the New York area since 2003, providing IT Support such as technical helpdesk support, computer support and consulting to small and medium-sized businesses.

8240 Seneca Turnpike,  
Clinton, New York, 13323

**Call us: (315) 733-8324**

*Our goal is to prevent IT Issues before they even happen, keeping your business profitable and successful.*

**Thousand Islands Sun**  
*Your Hometown Newspaper*

Rt. 12 Alexandria Bay  
315-482-2581  
tisun@gisco.net

Kittle's  
**TIPS**  
Thousand Islands Property Service

George Kittle  
PO Box 336 • Clayton, New York 13624  
phone: 315-686-4318/4817 • cell: 315-783-5568  
email: gkittle@twcnny.rr.com

**Stewart's Shops**  
*We are closer to you*  
*Supporting local charities  
to make our communities stronger.*

stewartsshops.com

f x @ d

# Notes

---



SUMMER ARTS KICK-OFF &

# GRAND OPENING

Saturday, June 27, 2026

Join the Arts Center in celebrating our Grand Opening and 60<sup>th</sup> Anniversary with guided tours through the new facility, hands-on kids' crafts, food, and explore our new gift shop!

Celebrating **60** years  
of art & community

1000 Islands

# ART & CRAFT FESTIVAL

*Saturday, August 8th*

10AM - 5PM

CEROW RECREATION PARK ARENA  
615 E. LINE ROAD, CLAYTON

# ELVES' FAIR

Saturday, December 5, 2026

JOIN US FOR HOLIDAY SHOPPING  
FROM LOCAL ARTISAN VENDORS,  
HOT COCOA BAR, BAKE SALE,  
RAFFLES AND MORE!!



## 2026 Events & Exhibitions

**Feb. 25 - April 24:** TI Middle/High School Showcase  
Reception: April 22, 6pm-7:30pm

**June 24 - July 25:** Along the River's Edge  
Reception: June 24, 5pm-7pm

**June 27:** Summer Arts Kick-off New Arts Center  
is officially open!

**Aug. 4 - Sept. 5:** Reel Art: A Community Catch  
Reception: Aug. 4, 5pm-7pm

**Aug. 8:** 1000 Islands Art & Craft Festival, 10am-5pm

**Sept. 10 - Oct. 23:** Thrown Together: Creations from our  
Pottery Studio Reception: Sept. 10, 5pm-7pm

**Sept. 12:** Summer Arts Send-off, Location TBA

**Oct. 19 - 21:** 31st Annual Weaving History Conference (*virtual*)

**Oct. 29 - Dec. 2:** Comfort in Color: A Fall Quilt Exhibition  
Reception: Oct. 29, 5pm-7pm

**Dec. 5:** The Elves' Fair, 10am-3pm

Come for a  
class, stay for  
an exhibit, and  
return for the  
events—we'd  
**love to see  
you at the Arts  
Center.**



@tiartscenter